



CLASS - 2ND HOLIDAYS HOMEWORK OF (SESSION 2025-26)

NAME:- _____ CLASS:- _____ SEC:- _____
ROLL NO:- _____



English

- Kindly give stress on the reading as it is very Important for students to read lessons on their own with correct pronunciation and pauses.
- Read lesson 1,2,3 thoroughly as open book test and reading test will be conducted after summer holidays

Activity

- Read lesson -2,3(Bukka learns a lesson,Well Done Polly)
- Pick out 5 nouns ,5 pronouns and 5 adjectives from each lesson and write them on A3 sheet.

Complete the given worksheets –

- Prepare a chart on A4 size sheet of
 - 1.Singular Plural (1 to 7)
 - 2.Articles (8-13)
 - 3.Gender (14-20)
 - 4.(Poem) The Growing river (21 to 27)
 - 5.(Poem) What makes you laugh (28 to 34)

6.(Poem) Frogs at school(35 to 40)

Read Carefully

Learn all the things about the frog and its life cycle

ACTIVITY

Study

Note

*After Summer Vacation there will be "SCIENCE EXHIBITION" competition in school. Participation is mandatory for all the students.

*Students need to prepare and explain their models fluently.

*Prepare 3D model or working model. Avoid use of clay model.

* MODELS TO BE PREPARED ACCORDING TO THE ROLL NO.

Parts of body (Roll no. 1 to 5)

Internal organs (6 to 10)

Solar system (11 to 15)

Things which keep us clean (16 to 20)

Fire Extinguisher (21 to 25)

Means of Communication (26 to 30)

Types of Plants (31 to 35)

Sources of water (36 to 40)

Our Neighbourhood Places (41 to 45)

Weather (46 to 50)

Food Groups (51 to 55)

Types of Machines (56 to 60)

Things we get from plants (61 onwards)

等线EVS:-

- ✍ Read Chapter 4,5,6 thoroughly
- ✍ Learn all topics done in notebooks of Lesson 4,5,6(full)

ACTIVITY:-

Kindly

note :-

*After Summer Vacation there will be "SCIENCE EXHIBITION" competition in school . Participation is mandatory for all the students.

*Students need to prepare and explain their models fluently.

*Prepare 3D model or working model. Avoid use of thermocol .

✍ ☐ **MODELS TO BE PREPARE ACCORDING TO THE ROLL NO:-**

Parts of body (Roll no 1 to 3)

Internal organs (4 to 6)

Solar system (7 to 9)

Things which keep us clean (10 to 12)

Fire Extinguisher(13 to 15)

Means of Communication (16 to 18)

Types of Plants (19 to 21)

Sources of water (22 to 24)

Our Neighbourhood Places (25 to 27)

Helpers (28 to 30)

Food Groups (31 to 33)

Types of Houses (34 to 36)

Things we get from plants (37 onwards)



NANKANA SAHIB PUBLIC SCHOOL

AFFILIATED TO CBSE, AFF. NO.1630044

Class II

SUBJECT: EVS

Name- _____

Worksheet 1

1. My Body

Rearrange the letters to find the name of the body parts

- | | |
|-----------------|--------------|
| 1. rea..... | 5. gel..... |
| 2. ahnd..... | 6. yees..... |
| 3. oens..... | 7. daeh..... |
| 4. infegsr..... | 8. cnek..... |

2. Fill in the blanks

(smell, taste, see, hear, feel)

1. I can..... different shapes.
 2. I cansweets.
 3. I can..... hot milk.
 4. I can..... sweet fragrance of flowers.
 5. I can..... soft music.
3. Some parts in our body are in pairs. Write their names and draw their pictures.

.....

.....

.....

4. Q . What do you call these relatives?

1. Your mother's mother.....

2. Your mother's father.....

3. Your father's mother.....

4. Your father's father.....

5. Your mother's sister.....

6. Your father's sister.....

5. Activity - All about me

1. My name is

2. My favourite food

3. My favourite colour

4. My favourite activity

5. My favourite animal

6. My favourite place


7. Likes & Dislikes things

I like 1..... 2..... 3.....


Things I don't like

1..... 2..... 3.....


8. When I grow up I want to be




Match the picture with relative words




brother




the family




baby




daddy




mummy



grandma



sister



grandpa

Human Body

Class 2

EVS Worksheet

1. Fill in the blanks with the given words:





(Bath, Hair, Ears, Body, Clean)

- i. Use cotton buds to clean your _____
- ii. Keep your _____ well combed and clean.
- iii. Every day, take a _____
- iv. Wear neat and _____ clothes.
- v. Exercise maintains your _____ fit.

2. Match the following:

Column A	Column B
Tongue	Hearing
Nose	Sight
Eyes	Taste
Ears	Smell

3. Match the organ to the appropriate system:

Organ System	Organ
Digestive system	
Excretory system	
Nervous system	
Respiratory system	

Choose the correct options and fill in the blanks.

1. a _____ of toothpaste (tube/cup/bag)
2. a _____ of milk (piece/glass/roll)
3. a _____ of wheat (bottle/tube/sack)
4. a _____ of bread (jar/loaf/tube)
5. a _____ of cake (slice/bowl/jug)
6. a _____ of dust (piece/sack/cloud)

Grandma, Grandpa, Mummy and Papa have to get some things done. Who will help them? Match the sentences with the pictures.

Grandpa wants a shirt stitched.



cobbler

Mummy wants a table made.




barber

carpenter



tailor



Papa wants a haircut.

Grandma wants her shoes repaired.

Look at the pictures of the hare and the tortoise. Write what is happening in the pictures. Clues are given below each picture. Some words maybe used more than once.

The hare and the tortoise
plan a All the
come to watch the
The begins.



animals race tortoise hare

The runs

The tortoise is

The hare is

The tortoise is

ast behind hare ahead slow

The sees the
tortoise far

He is

He says, "I can for some time." sleep happy hare behind



The hare sleeps.

The tortoise slowly and

..... the end. The hare is still

..... The tortoise the race.

sleeping reaches walks wins

All the clap.

The hare gets up.

He that the

has the race.



won sees animals tortoise

Comprehension

Read the following story.

Rahul had a lot of toys, storybooks, pencils, pens, etc. in his room. They were tidy and neatly arranged. One day he played with all his toys for a long time. He scattered them in the room and then went to sleep. But when he woke up the next day, he saw that all the toys were back in their proper places. It was strange but he didn't mind it. This continued for three days. On the fourth day Rahul took one of the toys. It jumped out of his hands and said, 'I don't want to play with you!' It happened with every toy he touched. Rahul was very surprised. Finally, the old Teddy Bear said to him, 'Why, are you surprised that we don't want to play with you? You always leave us so far from our proper place. We are comfortable and happy in our place. Do you know how difficult it is for the books to climb back up onto their shelves, or for the pens to jump into their tin? The floor is also very cold! Promise to leave us in our little houses before you go off to bed or we won't play with you anymore.'

Rahul knew how cosy he was in his bed. He always felt bad whenever he slept somewhere else. He understood his mistake in not taking care of his toys. He said sorry to them. From that day onwards he put all of them in their proper places before he went to sleep.

Choose the correct answer.

1. What was so special about the toys?
(a) They were expensive. (b) They were tidy and neatly arranged.
2. What did Rahul see when he woke up in the morning?
(a) All the toys were back in their proper places.
(b) The toys were lying all over the room.
3. On the fourth day the toys _____.
(a) jumped out of Rahul's hand (b) started beating up Rahul
4. Did Rahul treat his toy friends badly?
(a) Yes (b) No
5. What is the moral of this story?
(a) Always keep your things neat and tidy. (b) Don't quarrel with the toys.

Vocabulary

A. Write the words for the following meanings.

1. a meal we eat at night
2. a picture taken with a camera
3. ready to face dangerous or difficult situations

B. The vowels are missing from these words. Rewrite the words with the missing vowels. Then write them again in alphabetical order.

1. ldrly
2. nhppy
3. flwr
4. mprfctn
5. hlpfl

Grammar

A. Underline the nouns in the given sentences. State whether they are common nouns (CN) or proper nouns (PN).

1. Anita went to Jaipur on Friday.
2. I love Christmas.
3. A cat jumped into my room.
4. Hawa Mahal is in Hyderabad.

B. Choose the pronouns from brackets and fill in the blanks.

1. Do _____ want a cup of tea? (he/she/you)
2. I got a lot of books. _____ are on the shelf. (We/They/It)
3. Lydia and Amar won the race. The principal gave _____ medals. (me/they/them)

Given below are some words from the lesson. The vowels are missing from these words. Rewrite the words with the missing vowels.

- | | |
|----------------|------------------|
| 1. strm _____ | 2. shmd _____ |
| 3. prfct _____ | 4. mprfctn _____ |
| 5. nhppy _____ | 6. btfl _____ |
| 7. hlpfl _____ | 8. dcrt _____ |
| 9. ldrly _____ | 10. flwr _____ |

Arrange the following sets of words in alphabetical order.

1. once house year pot
2. notice stream crack day
3. woman leak path flower
4. smile different quality continue
5. water able work end

Play with WORDS .



Drop a letter from each word to get a new word. Say the new word aloud.

1. HAIR AIR

2. TRAIN _____

3. THERE _____

4. TEAR _____

5. WANT _____

6. AWAY _____

Write the opposites of the underlined words to complete the sentences.

1. Sara's house is not big. It is small.



2. Aliya does not have short hair. She has _____ hair.

3. My grandfather is old. I am _____



4. Sana got all the sums right. Not a single one was _____

5. This pillow is not hard. It is _____



Colour the bubbles that have words with similar meanings.

- | | | | | |
|----|-----------|--------|---------|------------|
| 1. | field | ground | road | park |
| 2. | munch | eat | chew | drink |
| 3. | beautiful | same | pretty | lovely |
| 4. | jump | hop | fly | leap |
| 5. | scared | sorry | afraid | frightened |
| 6. | gently | softly | tightly | kindly |

Colour the given pictures. Write their names and the names of the colours you have used. Use a different colour for each picture.



1.




pink flowers

2.



3.



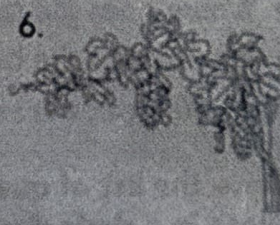
4.



5.



6.



7.



8.

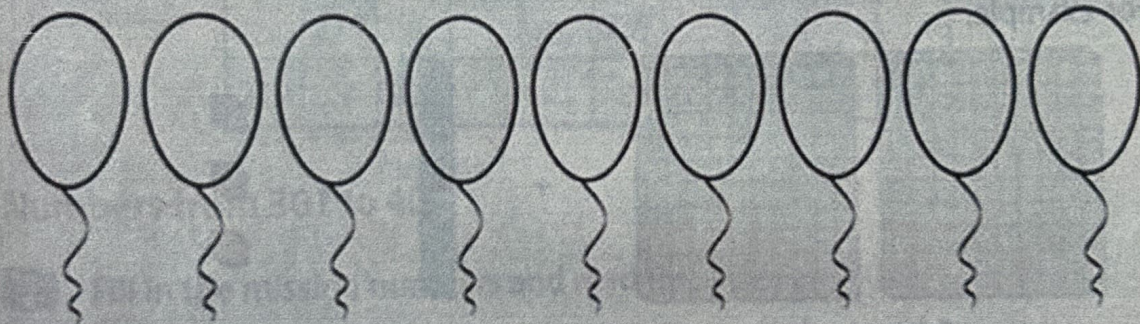


9.



Apply Your Learning

Kittu has some number cards. Help him to arrange these number cards by writing the numbers written on them inside the balloons from the smallest to the largest.



Colour these balloons. Also, write the number names for each number in the boxes given below.

Expanded and Standard Form

Write the following numbers in expanded form

228 _____

637 _____

199 _____

260 _____

455 _____

834 _____

397 _____

225 _____

380 _____

133 _____

Write the following numbers in standard form.

$600 + 30 + 4$ _____

$200 + 60 + 8$ _____

$500 + 50 + 7$ _____

$500 + 50 + 1$ _____

$200 + 80 + 5$ _____

$300 + 10$ _____

$700 + 30 + 2$ _____

$400 + 80 + 4$ _____

Apply Your Learning

Grey, Auro, Zee and Cando are lost in space. Help them find their planets by adding the numbers they have. The sum shows the planet number. Match Grey, Auro, Zee and Cando with their planets.



Apply Your Learning


Name the trains A, B, C, D, E and F according to the number of passengers they are carrying.

I am carrying 500 passengers.



Train A is carrying number of passengers 1 more than 865.

I am carrying 715 passengers.



Number of passengers in train F is the number that comes after 219.

I am carrying 650 passengers.




Number of passengers in train D is the number that comes between 449 and 551.

I am carrying 240 passengers.




Train B is carrying number of passengers 50 more than 600.

I am carrying 220 passengers.




Train C is carrying number of passengers 15 more than 700.

I am carrying 866 passengers.



Number of passengers in train E is the number that comes before 241.

16 Write the position of each child in the sack race held at school.



17 In the class exam, Akriti's rank was 12, Pallavi's rank was 15, Arushi's rank was 18 and Kinjal's rank was 9. Write their ranks using ordinal numbers.

Akriti

Pallavi

Arushi

Kinjal



Colouring Fun

Add the following numbers mentally and colour as per the sum given below.

20—Yellow

40—Brown

80—Pink

60—Orange

50—Blue

90—Grey

30—Blue

70—Blue

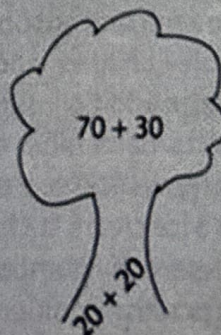
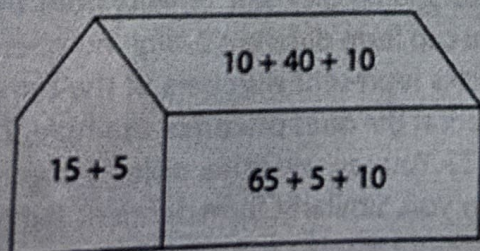
100—Green

$40 + 10$

$20 + 10$

$30 + 40$

$10 + 15 + 25$



Mixed addition and subtraction (2-digits)

Math Practice Worksheet

$$\begin{array}{r} 17 \\ - 3 \\ \hline \end{array}$$

$$\begin{array}{r} 22 \\ - 3 \\ \hline \end{array}$$

$$\begin{array}{r} 43 \\ + 98 \\ \hline \end{array}$$

$$\begin{array}{r} 25 \\ - 24 \\ \hline \end{array}$$

$$\begin{array}{r} 78 \\ + 48 \\ \hline \end{array}$$

$$\begin{array}{r} 29 \\ + 86 \\ \hline \end{array}$$

$$\begin{array}{r} 81 \\ - 53 \\ \hline \end{array}$$

$$\begin{array}{r} 59 \\ - 47 \\ \hline \end{array}$$

$$\begin{array}{r} 34 \\ + 37 \\ \hline \end{array}$$

$$\begin{array}{r} 48 \\ - 13 \\ \hline \end{array}$$

$$\begin{array}{r} 77 \\ - 49 \\ \hline \end{array}$$

$$\begin{array}{r} 57 \\ - 7 \\ \hline \end{array}$$

$$\begin{array}{r} 81 \\ - 74 \\ \hline \end{array}$$

$$\begin{array}{r} 68 \\ - 3 \\ \hline \end{array}$$

$$\begin{array}{r} 50 \\ - 5 \\ \hline \end{array}$$

$$\begin{array}{r} 27 \\ + 83 \\ \hline \end{array}$$

$$\begin{array}{r} 45 \\ - 5 \\ \hline \end{array}$$

$$\begin{array}{r} 62 \\ + 78 \\ \hline \end{array}$$

$$\begin{array}{r} 22 \\ + 45 \\ \hline \end{array}$$

$$\begin{array}{r} 80 \\ + 90 \\ \hline \end{array}$$

$$\begin{array}{r} 38 \\ + 42 \\ \hline \end{array}$$

















$$\begin{array}{r} 69 \\ + 46 \\ \hline \end{array}$$

$$\begin{array}{r} 34 \\ + 11 \\ \hline \end{array}$$

$$\begin{array}{r} 84 \\ + 85 \\ \hline \end{array}$$

$$\begin{array}{r} 49 \\ + 22 \\ \hline \end{array}$$

Work out the answers to these addition and subtraction word problems.

		WORKING OUT
1)	<p>There are 46  walking in the park.</p> <p>27 more  come into the park.</p> <p>How many  are there in total? _____</p>	
2)	<p>I pick 65 .</p> <p>I eat 18 .</p> <p>How many  do I have left? _____</p>	
3)	<p>Sally reads 53 .</p> <p>Captain reads 24 .</p> <p>How many more books did Sally read? _____</p>	
4)	<p>There are 62  in a pond.</p> <p>There are 29 more  in the grass.</p> <p>How many  are there altogether? _____</p>	
5)	<p>A pie shop has 75 .</p> <p>I buy 38  from the shop.</p> <p>How many  are left in the shop? _____</p>	
6)	<p>Newton builds 47  on the beach.</p> <p>Quadra builds 35 .</p> <p>What is the sum? _____</p>	

Draw , colour and cut alligators and paste them with correct position.



A) 85

68

B)

66

95

C) 69

44

D)

25

46

E) 26

12

F)

50

64

G) 53

38

H)

40

70

I) 17

1

J)

22

51

Solve and match the lock with its key.



Do It Yourself

Visit a park with your family members. Collect some fallen flowers of different types. Make patterns using these flowers. You can also collect some pebbles and make patterns using them. *Do it on A4 size sheet*



❖ PUNJABI:-

1. Do reading of chapters 4 , 5 ,6 and revise all the topics from note book and book.

1. ਜੇਕਰ ਤੁਸੀਂ ਛੁੱਟੀਆਂ ਵਿੱਚ ਕਿਤੇ ਵੀ ਘੁੰਮਣ ਜਾ ਰਹੇ ਹੋ ਉਥੋਂ ਦਾ ਵਾਤਾਵਰਨ ਖਾਣਾ ਪੀਣਾ , ਰਹਿਣ ਸਹਿਣ ਫੋਟੋਆਂ ਸਮੇਤ ਆਪਣੀ ਕਾਪੀ ਵਿੱਚ ਚਿਪਕਾਓ । (Roll no 1 to 42)

2. ਜੇਕਰ ਤੁਸੀਂ ਕਿਸੇ ਵੀ ਧਾਰਮਿਕ ਸਥਾਨ ਤੇ ਗਏ ਹੋ ਉਥੋਂ ਦਾ ਇਤਿਹਾਸ ਕੀ ਹੈ ਉਸ ਬਾਰੇ ਲਿਖੋ ਅਤੇ ਫੋਟੋਆਂ ਵੀ ਚਿਪਕਾਓ । (On A3 size sheet)(Roll no 1 to 42)

3. ਅੱਕੜ ਤੇ ਦੁਲੈਂਕੜ ਦੀ ਮਾਤਰਾ ਤਸਵੀਰਾਂ ਸਮੇਤ ਚਾਰਟ ਬਣਾਓ । (Roll no 1 to 8)

4. ਪੰਛੀਆਂ ਦੀਆਂ ਤਸਵੀਰਾਂ ਤੇ ਉਹਨਾਂ ਦੇ ਨਾਮ ਸਮੇਤ ਚਾਰਟ ਬਣਾਓ । (Roll no 9 to 15)

5. ਜਾਨਵਰਾਂ ਦੀਆਂ ਤਸਵੀਰਾਂ ਨਾਮ ਸਹਿਤ ਚਿਪਕਾ ਕੇ ਚਾਰਟ ਬਣਾਓ । (Roll no 16 to 22)

6. ਸਬਜ਼ੀਆਂ ਦੀਆਂ ਤਸਵੀਰਾਂ ਨਾਮ ਸਹਿਤ ਚਿਪਕਾ ਕੇ ਚਾਰਟ ਬਣਾਓ । (Roll no 23 to 30)

7. ਰੰਗਾਂ ਦੇ ਨਾਮ ਦਾ ਚਾਰਟ ਬਣਾਓ । (31 onwards)

Make all charts on A3 size sheet.

❖ Kindly takeout printouts of all the worksheets and complete the homework.

❖ Send all worksheets in clear bag with name slip of your child.



Name : _____

Class : _____

Section _____

Roll No. : _____

Date : _____

ਵਿਰੋਧੀ ਸ਼ਬਦ (ਮਿਲਾਨ ਕਰੋ)

Opposite Words

ਸੱਚ



ਨੀਵਾਂ




ਗਲਤ



ਝੂਠ



ਦਿਨ




ਰੀਕ



ਸੁੱਖ



ਬਾਹਰ



ਅੰਦਰ



ਦੁੱਖ



Name : _____

Roll No. : _____

Class : _____

Section _____

Date : _____

ਲਿੰਗ ਬਦਲੇ (ਮਿਲਾਨ ਕਰੋ)

Genders Name

ਸੰਢਾ



ਮੁਟਿਆਰ



ਕੁੜਤਾ



ਧੀ



ਗਧਾ



ਨਾਗਣੀ



ਗੋਭਰੂ



ਮੱਝ



ਜਮਾਣੀ



ਗਧੀ



ਨਾਗ



ਕੁੜਤੀ





Name : _____

Class : _____

Section _____

Roll No. : _____

Date : _____

ਵਚਨ ਬਦਲੋ (ਮਿਲਾਨ ਕਰੋ)

Change the Number

ਮੋਰਨੀ



ਕੰਨਾਂ



ਤਾਰਾ



ਪੁਸਤਕਾਂ



ਬਾਂਹ



ਰੇਲਾਂ




ਕੰਨ



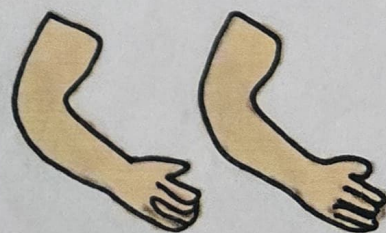
ਮੋਰਨੀਆਂ




ਰੇਲ



ਬਾਂਹਾਂ



ਪੁਸਤਕ



ਤਾਰੇ



Name: _____

Roll No.: _____

Class: _____


Section: _____

Date: _____


ਵਚਨ ਬਦਲੋ (ਮਿਲਾਨ ਕਰੋ)

Change the Number

ਸੜਕ



ਬਾਲੀਆਂ



ਸੀਸਾ



ਸੜਕਾਂ



ਤੇੜਾ




ਤਿੱਤਲੀਆਂ



ਘੋੜੀ



ਸੀਸੇ



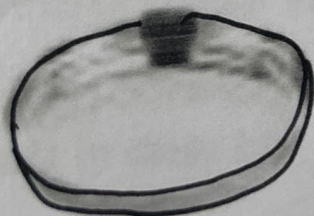
ਤਿੱਤਲੀ



ਘੋੜੀਆਂ



ਬਾਲੀ



ਤੇੜੇ



HINDI :-

1. Do reading of book page no. 24,25,26,27,30,31,32,33,34 and revise all the topics given in book and note book.

ACTIVITY:-

1. इ , ई , की मात्रा के सम्बंधित (5-5) तस्वीरें ढूंढकर उनको चार्ट पर चिपका कर उनके नाम लिखो ।
(Roll no 1 to 7)
2. उ , ऊ की मात्रा के सम्बंधित (5-5) तस्वीरें ढूंढकर उनको चार्ट पर चिपका कर उनके नाम लिखो । (Roll no 8 to 15)
3. वर्ण माला चार्ट बनाओ (स्वर , व्यंजन). (Roll no 16 to 22)
4. रंगीली तितली कविता को चार्ट पर तस्वीर के साथ लिखकर बनाएं । (Book page no 25) (Roll no.23 to 30)
5. चुहिया और कबूतर (Book page no 31) कविता का चार्ट तस्वीर के साथ लिखकर बनाएं ।
(Roll no.31 to 35)
6. तिरंगा झंडा (Book pg. no.53) कविता का चार्ट तस्वीर के साथ लिखकर बनाएं । (Roll no.36 to 42)

Make all charts on A3 size sheet. Use your creativity to decorate these.

Note :-Complete the given worksheets .

सही शब्द चुनिए :

कि

ली

दी

ती

ड़ि

मि

रि

वि

टी



चि या



तित



बा श



धर



सान




न



ठाई



सी




मान


आ (I) की माला वाले शब्द को सही चित्र से मिलायें



कार



आठ



आम




हाथ




अनार

8

बादल




गाजर




जहाज

टमाटर



जानवर



दिए गए चित्रों को देखकर उनके सही नाम चुनिए । Choose the correct name of the given pictures.



खत घर



मटर कलम



पल नल



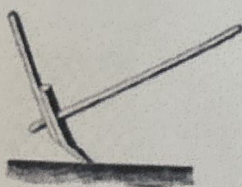
बरगद सरकस



शहर शहद



अदरक अचकन



फल हल

10

दस बस



यह तब




कलम कमल

आ (i) की मात्रा वाले शब्द



अ + ा + म

=




न + ा + क

=

4

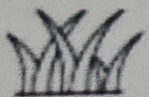
च + ा + र

=




क + ा + र

=



घ + ा + स

=



ज + ा + ल

=



ग + म + ल + ा

=



छ + ा + त + ा

=

ई (ी) की माता वाले शब्द को सही चित्र से मिलायें



चाबी



बीस




हाथी



नदी




हीरा




मछली

तितली



कमीज

इमली



लड़की

20



PROJECT 1 - ART INTEGRATED WORK

PUNJAB AND ORRISA- show camparision between these two states considering following topics according to your Roll. No.

ROLL NO.	TOPIC
1-7	Area (Map)
8-14	Culture
15-21	Foods
22-28	Festivals
29-35	Dances
36 onwards	Dresses

Nankana Sahib Public School, Gill Park, Ludhiana
Grade II (2025-26)| Computer worksheet

Name: _____ Class/Sec _____ Rollno _____

A. Tick the correct option:

1. A computer is a /an.....device. (manual/electronic)
2. In office computers help in.....documents. (drawing/ printing)
3. Keyboard is an example of.....device. (Output/Input)
4. A Is used to play games. (Joystick/scanner)
5.computer are placed on desks. (Laptop/Desktop)

B. Write T for true and F for false for the following:

1. Computers are used in schools for listening songs. _____
2. Supercomputers are used for weather forecasting. _____
3. Storage allows us to save our work for future use. _____
4. We can use computer to do many things. _____
5. Mouse is also known as pointing Device. _____

C. Fill in the Blanks:

Hints:- (circular, Desktop, Keyboard, decisions, electricity)

1. _____ drive is also known as flash drive.
2. The result comes after processing the instructions is known as _____.
3. A microphone is an _____ device.
4. A CD ROM _____ in shape.

D. Select the correct spellings:-

1.
2.

3.

MONITOR

MNITORO

MROTNIO

4

MOUES

MOUSE

MUOSE

E. Answer the following questions:(Do any three)

Q1. Name two different types of computer?

Ans: _____

Q2. Name any one input and output device?

Ans: _____

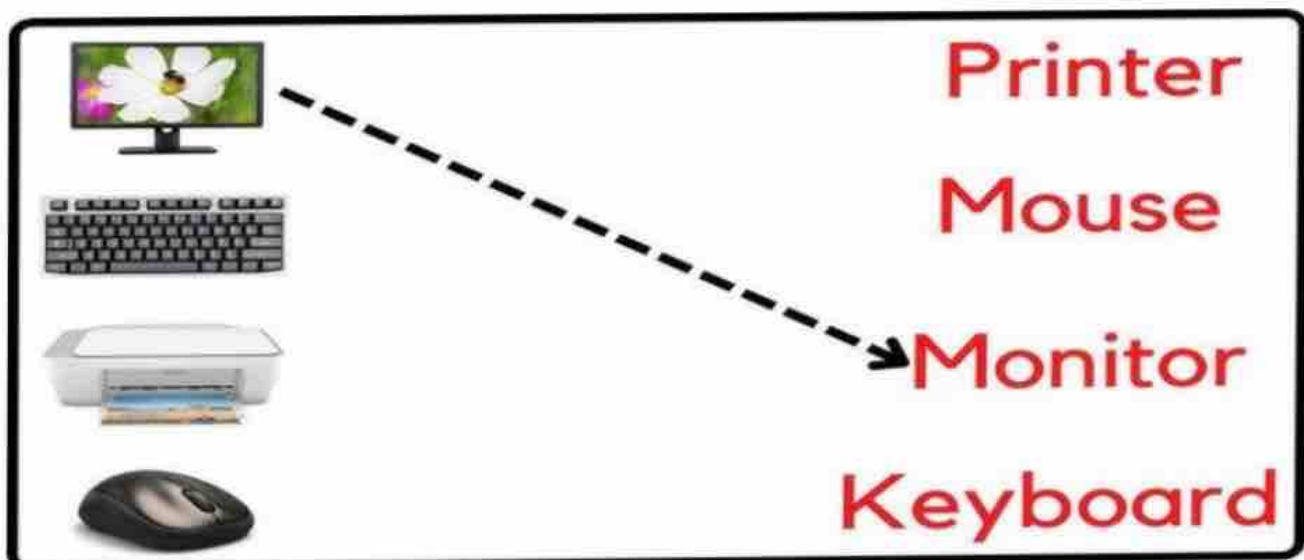
Q3. Which is the main storage device of Computer?

Ans: _____

Q4. Which device is used to play games in a computer?

Ans: _____

F. Match the Following:



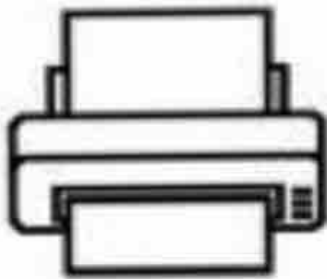
Printer

Mouse

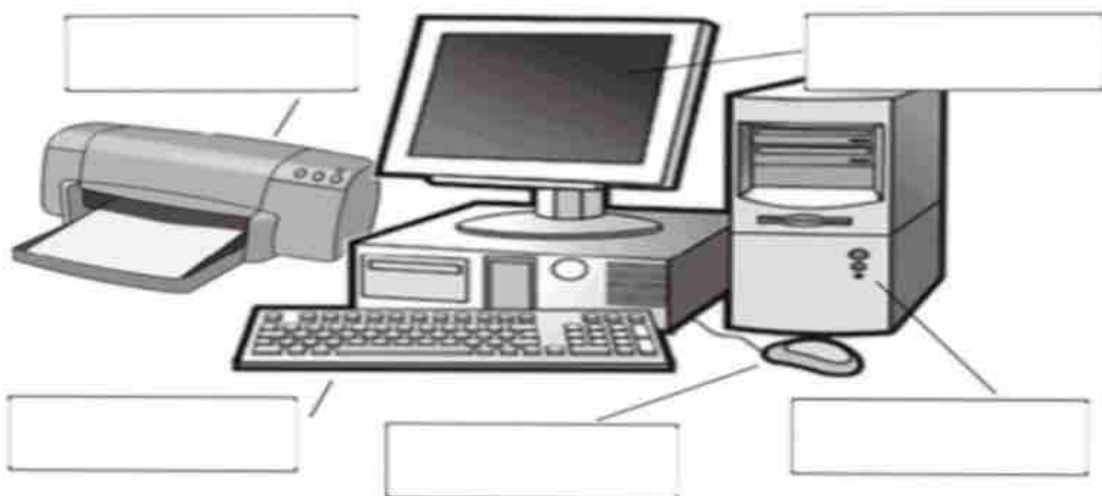
Monitor

Keyboard

Hints- Microphone, Speakers, Mouse, Printer, Monitor



H. Label the following Diagram:



printer

keyboard

monitor

CPU

mouse