



HOLIDAY'S HOMEWORK

WORKSHEET – I

A. Choose the correct option

1. The green signal in traffic lights says
 - a. Go ()
 - b. Rest ()
2. We should cross the road.
 - a. Anywhere ()
 - b. At the zebra crossing ()
3. Safety means staying away from
 - a. Injury ()
 - b. health ()
4. Children of our aunt are our
 - a. Parents ()
 - b. Cousins ()
5. Our brothers and sisters are our
 - a. Siblings ()
 - b. Uncles ()
6. We buy groceries in a
 - a. Market ()
 - b. School ()
7. We should drink _____ water daily.
 - a. plenty of ()
 - b. little ()
8. We should _____ to stay fit.
 - a. exercise ()
 - b. not exercise ()

B. Write **T** for True or **F** for False

1. The child of our aunt is our cousin. ()
2. The mother of our parents is our siblings. ()

C. Write *S* for safe and *U* for unsafe

1. Trying to light a matchstick. ()
2. Keeping things at their proper place. ()

D. Fill in the Blanks.

(grandparents, nuclear, clean, school, single parent ,Policeman)

1. In a _____ family, only one of the parents stays with child/children.
2. Parents of our parents are our _____.
3. _____ protects us from thieves.
4. We go to _____ to study.
5. We should keep our neighbourhood _____.

E. Match the following

- | | | |
|-------------------|----------------------|-----|
| 1. Study | a. STOP | () |
| 2. Zebra Crossing | b. GO | () |
| 3. Red Light | c. Slow Down | () |
| 4. Green Light | d. knife | () |
| 5. Yellow Light | e. Park | () |
| 6. Sharp object | f. hospital | () |
| 7. Play | g. School | () |
| 8. Feel unwell | h. to cross the road | () |
| 9. School | i. police station | () |
| 10. Police | teacher | () |

F. Unscramble the words.

1. r p s h a -
2. a d e b l -
3. p t o s -
4. s s i t r e -
5. o h e r t m -
6. i l y a f m -
7. o o s h c l -
8. k a r p -
9. f e a t h r -
10. u t a n -
11. t c a e h r e -
12. y t s a f e -
13. l p a y -

G. Choose the odd one out

1. patient, stamps, doctor.
2. soap ,bed, shampoo.
3. teacher, students, policeman.
4. brother, sister, friend.
5. father, aunt, mother.
6. knife, blade, book.
7. red, laugh , yellow.
8. footpath, staircase, traffic lights.
9. dustbin, floor , roof.
10. library, park ,classroom.
11. rest , sleep, run.
12. book, paper, mango.

H. Question/ Answers: -

Q1. What is safety?

Ans:-

Q2. Write any one way in which we can stay safe at home?

Ans:-

Q3. Why should we not touch electric switches with wet hand?

Ans:-

Q4. What is a small family?

Ans:-

Q5. Who are our siblings?

Ans:-

Q6. What is a market?

Ans:-

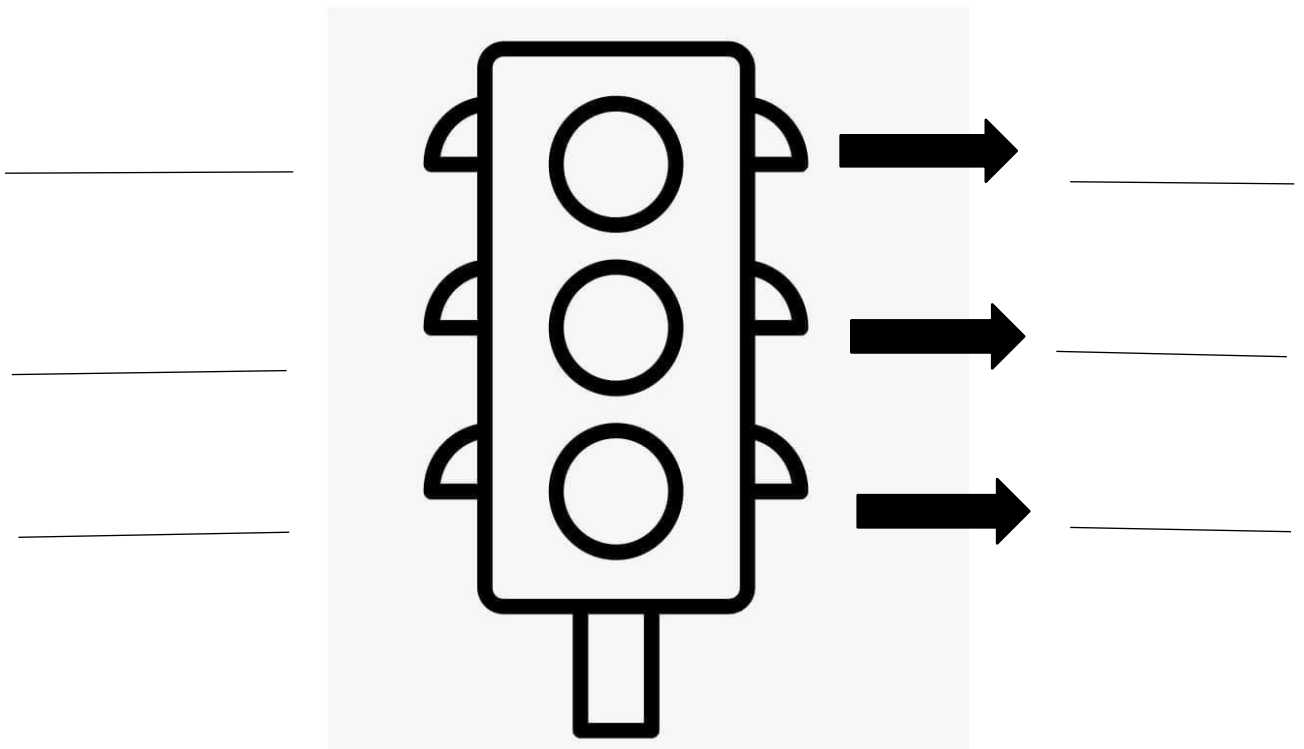
Q7. Name two places in your neighbourhood.

Ans:-

3. Tick on the things that are not safe.



4. Colour and label the traffic light.



5. To keep you and your family members fit it's important to do yoga daily. We celebrate YOGA DAY on 21st June on that day you should do yoga and paste the pictures of doing Yoga in your scrap book.

CALM DOWN YOGA



I am strong.
WARRIOR 2 POSE



I am kind.
TREE POSE



I am wise.
HERO POSE



I am brave.
CHAIR POSE



I am friendly.
DOWNWARD-FACING DOG POSE




Project Work

- Model of sources of water (Roll No- 1, 2)
- Model of traffic lights (Roll No- 3, 4)
- Model of parts of body (Roll No- 5, 6)
- Model of good habits (Roll No- 7, 8)
- Model of healthy food items (Roll No- 9, 10)
- Model of junk food items (Roll No- 11, 12)
- Model of scene of a park (Roll No- 13, 14)
- Model of school (Roll No- 15, 16)
- Model of means of transport (Roll No- 17, 18)
- Model of places near your neighbourhood (Roll No- 19, 20)
- Model of earth (Roll No- 21, 22)
- Model of moon (Roll No- 23, 24)
- Model of causes of day & night (Roll No- 25, 26)
- Model of any non-environmental activity (Roll No- 27, 28)
- Model of first aid kit (Roll No- 29, 30)
- Model of farm animals (Roll No- 31, 32)
- Model of wild animals (Roll No- 33, 34)
- Model of different houses (Roll No- 35, 36)

FAMILY MEMBERS

Look at the picture and write the name of the family member bellow!



Keywords

Grandfather

Grandmother

Father

Mother

Brother

Sister

Cousin

Uncle

Aunt

I LOVE MY FAMILY

Look and choose the correct answer.



1. This is my _____.

- a. father
- b. friend



2. He is my _____.

- a. sister
- b. brother



3. She is my _____.

- a. sister
- b. brother



4. She is my _____.

- a. grandmother
- b. grandfather



5. She is my _____.

- a. mother
- b. father

Draw a line to connect the pictures to the right word.



Park



Post office



Hospital



Bakery



Church



Fire station



Department store



Police station

Which light says GO?



Yellow light says:



We must cross the road only at the:



How should we cross the road at the zebra crossing?



Tick the correct option:



Name.....

Date.....

Color the correct signal light



NAME: _____ CLASS: _____ DATE: _____

IS IT A GOOD HABIT?

Color Yes and No Block.



YES

NO



YES

NO



YES

NO



YES

NO



YES

NO



YES

NO



YES

NO



YES

NO



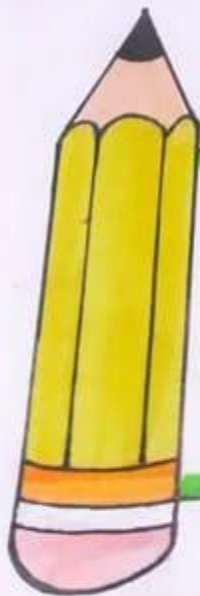
YES

NO



English


A B C



Handwriting practice area with three horizontal lines and decorative stars.

Name _____ Date _____

Color the nouns inside the apple



Nouns



A noun is the name of a person, animal, place or a thing.



Put the nouns into the correct box.

tiger teacher shop book doctor
pen beach elephant school dog
boy bag computer park dad
cat



Person

Animal



Place



Thing



Q. Connect the correct dots to match the each image with its noun.



Park

Person

Place

Thing



Dog

Person

Animal

Thing



Car

Person

Place

Thing



Boy

Person

Place

Thing



Owl

Animal

Place

Thing



America

Person

Place

Animal



Waiter

Person

Animal

Thing



Matchbox

Person

Place

Thing

**VERB TO BE**

Color the correct choice.

1) Clara ☐ am ☐ is ☐ are my best friend.

2) I ☐ am ☐ is ☐ are an honest boy.

3) My toy cars ☐ am ☐ is ☐ are in the box.

4) We ☐ am ☐ is ☐ are from Hong Kong.

5) Our dog ☐ am ☐ is ☐ are 5 years old.

6) You ☐ am ☐ is ☐ are tall and strong.

7) My father ☐ am ☐ is ☐ are a doctor.

8) They ☐ am ☐ is ☐ are my birthday presents.

9) Joe and I ☐ am ☐ is ☐ are good students.



Q. Complete the sentences with correct verb to be.

1. He playing.
2. They studying.
3. It a cat.
4. We family.
5. You a good boy.
6. I a student.
7. She a singer.
8. It cold.
9. They laughing.
10. He driving the car.
11. We going to the mall
12. It cool!
13. She reading the book.
14. I a carpenter.
15. They clowns.

I	→	am
She	→	is
He	→	is
It	→	is
We	→	are
They	→	are
You	→	are

VERB TO BE



Your house _____ nice

- a) am
- b) is
- c) are



Ellis and I _____ sad

- a) am
- b) is
- c) are



I _____ surprised

- a) am
- b) is
- c) are



Your parents _____ there

- a) am
- b) is
- c) are



Elephants _____ big

- a) am
- b) is
- c) are



The hamster _____ orange

- a) am
- b) is
- c) are



The piano _____ old

- a) am
- b) is
- c) are



I _____ at the beach

- a) am
- b) is
- c) are



Jean and Eve _____ here

- a) am
- b) is
- c) are



We _____ students

- a) am
- b) is
- c) are



The weather _____ sunny

- a) am
- b) is
- c) are



My hat _____ small

- a) am
- b) is
- c) are

HOLIDAYS HOMEWORK

Subject - English

Learn the following topics for PT-2.

1. Lesson - 2 Fill in the missing vowels
2. Lesson - 2 Q/ANS
3. Add 'ing' to the action words.
4. Circle the right answers (Sparklers book page no. 29)
5. Tick the right options (Sparklers book page no. 19)
6. Picture comprehension- Fish
7. Myself
8. Grammar Ch1-Naming Words (From worksheet). 9. Ch6- Use of is,am,are (From worksheet)

PROJECT WORK Make attractive charts on the following topics with the help of stunning pictures.

Topic

1. One - Many (Roll nos. 1-3)
2. use of A/AN. (Roll nos. 4-6)
3. Naming words. (Roll nos. 7-9)(Mention animals, birds , places ,persons and things)
4. Change the genders with pictures (Roll nos.10 - 12)
5. Antonyms with pictures (Roll nos. 13-15)
6. Antonyms (Roll nos. 13 - 18)
7. Animals and their babies with pictures (Roll nos.19-22)
8. Animals and their homes with pictures (Roll nos. 23-26)
9. Action words with pictures (Roll nos. 27-30)
10. Describing Words. (Roll nos. 31 onwards)

ਪੰਜਾਬੀ



nkana Sahib Public School, Senior Secondary & Co. Education

affiliated No. 1630044 to CBSE, New Delhi)

1 Park, Ludhiana - 141006 (Punjab) Ph No. 0161-2814747

Subject - Punjabi

Class - 1st

MM -

Time -



Name - _____ Class - _____ Sec - _____ Roll no. _____

1 ਵੇਰਵੇ, ਸਿਹਾਰੀ, ਬਿਹਾਰੀ ਸਾਤਰਾ ਸ਼ਬਦ ਲਿਖੋ।

ਵੇਰਵੇ ਸ਼ਬਦ	ਸਿਹਾਰੀ ਸ਼ਬਦ	ਬਿਹਾਰੀ ਸ਼ਬਦ
1.	1.	
2.	2.	
3.	3.	
4.	4.	
5.	5.	
6.	6.	

2 ਉਸਦੀਆਂ ਦੇ ਨਾਮ ਲਿਖੋ।











4. 0



5. ♥



6. 🚲

- | | | | |
|---|---|--|---|
| 7.  | - | 11.  | - |
| 8.  | - | 12.  | - |
| 9.  | - | 13.  | - |
| 10.  | - | 14.  | - |

5. → 3. ੀ ੀ ਸਾਤਰਾ ਲਗਾਉ।

- | | | | |
|---------|---|---------|---|
| 1. ਸਰਚ | - | 6. ਕਤਾਬ | - |
| 2. ਦਰ | - | 7. ਸੀਟ | - |
| 3. ਕਸਾਬ | - | 8. ਥਰ | - |
| 4. ਚੁਟਾ | - | | |
| 5. ਸਰ | - | | |

5. → 4 ਕੁਬਰ ਬਣਾਉ : →

- | | |
|----------|----|
| 1. ਕਿਤਾ | 1. |
| 2. ਰਿਸਾ | 2. |
| 3. ਸਰਿਤਾ | 3. |

(ਬ)

ਮਾਸੀ

1.

ਪਤੀ

(ਚ)

2.

ਲਵੀ

3.

→ 5 ਸ਼ਬਦ ਭੇਜੋ।

1. ਰਿ + ਰ + ਨ =

ਨੀ + ਨੀ =

3. ਸਿ + ਨ + ਰ =

4. ਦੀ + ਟਾ =

5. ਦਿ + ਲ =

6. ਧ + ਨੀ + ਰ =

→ 6 ਸ਼ਬਦਾਂ ਪੜ੍ਹਾਓ ਜੋ ਇਸ ਨਾਲ ਸੰਬੰਧਿਤ

ਸ਼ਬਦਾਂ ਦੇ ਗੋਲਾ ਲਗਾਓ।

੧

ਵਾਰ, ਦਿਲ, ਚੀਰ,

ਨਾਲ, ਘੜੀ

ੴ

ਸਿਰ, ਕਾਲਾ, ਵਿਰਲ,
ਸੀਟੀ, ਦਿਲ

ੴ

ਵਿਤਾਬ, ਸਾਲਾ, ਚੀਟਾ,
ਸਿਰ, ਸੀਟੀ

ੴ. ੴ ਖਾਲੀ ਥਾਵਾਂ ਭਰੋ।

ਸਿਰਚ, ਖੀਰ, ਸਿਰ, ਦਰਦੀ, ਵਿਰਤ, ਸੀਟੀ

ੴ. ਰਸਲ _____ ਕਰ।

ੴ. ਅਸ _____ ਨਾ ਥਾ।

ੴ. ਰਾਸ _____ ਦਰਦ।

ੴ. ਅਸਲ _____ ਦਾਰ।

ੴ. ਫੀਰ _____ ਥਾ।

ੴ. ਚੀਧ _____ ਥਾ।

→ 8 ਵੰਨਾਂ, ਸਿਹਾਰੀ, ਬਿਹਾਰੀ ਸਾਤਰਾ ਕਾਲ
ਸੰਬੰਧਿਤ ਸ਼ਬਦ ਲੱਭੋ।

ਸਿ	ਲ	ਆ	ਟਾ	ਖ	ਮਿ
ਚ	ਟ	ਕਿ	ਤਾ	ਬ	ਚ
ਅ	ਗੀ	ਤ	ਚ	ਸਾ	ਚ
ਦਾ	ਪ	ਤੀ	ਲੀ	ਸੀ	ਟ
ਦਾ	ਕਿ	ਚ	ਧਾ	ਨ	ਬ

→ 9 ਜਿਹੀ ਟਾਕ ਬਣਾਓ:→

ਸਿਤਾਰ:→

ਗੀਤ:→

ਚਿਸਟਾ:→

ਸ਼ਹਿਰ:→

ਧਨੀਰ:→

ਸਸੀਲ:→

10. ਹੇਠ ਲਿਖੇ ਸ਼ਬਦਾਂ ਨੂੰ ਉਤਰੀਥ ਅਨੁਸਾਰ ਲਿਖ ਕੇ

ਠੀਕ ਢਾਕ ਬਣਾਉਂ:→

ਨਾ / ਸਿਰ / ਹਿਲਾ /

ਖਾ / ਖੀਰ / ਫੀਰ /

ਗਲਾਸ / ਕਿਰਨ / ਫੜਾ /

ਮਗਾ / ਬਲਬ / ਮੀਤ /

ਨਾਲ / ਦਿਸ / ਲਿਖ / ਰਲਸਾ /

ਧਾ / ਫਰਦੀ / ਫੀਧਾ /

ਸਿਹਾਰੀ ਸ਼ਬਦ ਨੂੰ ਸਹੀ ਚਿੱਤਰ ਨਾਲ ਮਿਲਾਓ



ਦਿਲ



ਲਿਖ



ਨਹਿਰ



ਪਿਨ

ਦਿਨ



ਟਿਕ



ਹਿਰਨ

ਸਿਰ



ਮਿਰਚ



ਸ਼ਹਿਦ



ਬਿਹਾਰੀ ਸ਼ਬਦ ਨੂੰ ਸਹੀ ਚਿੱਤਰ ਨਾਲ ਮਿਲਾਓ



ਨਦੀ



ਸੀਟੀ

ਕੀੜੀ



ਜੀਪ

ਤੀਰ



ਘੜੀ

ਸਰੀਰ



ਮਸ਼ੀਨ

ਦੀਪਕ

ਕਮੀਜ਼



ਅਗਲਾ ਅੱਖਰ ਲਿਖੋ- ਪਿਛਲਾ ਅੱਖਰ ਲਿਖੋ

1. _____ ਅ

1. ਏ _____

2. _____ ਝ

2. ਞ _____

3. _____ ਖ

3. ਅ _____

4. _____ ਘ

4. ਸ _____

5. _____ ਛ

5. ਘ _____

6. _____ ਓ

6. ਝ _____

7. _____ ਛ

7. ਛ _____

(4) ਵਿਚਕਾਰਲਾ ਅੱਖਰ ਲਿਖੋ-

1. ਓ _____ ਏ

4. ਏ _____ ਹ

2. ਸ _____ ਕ

5. ਛ _____ ਜ

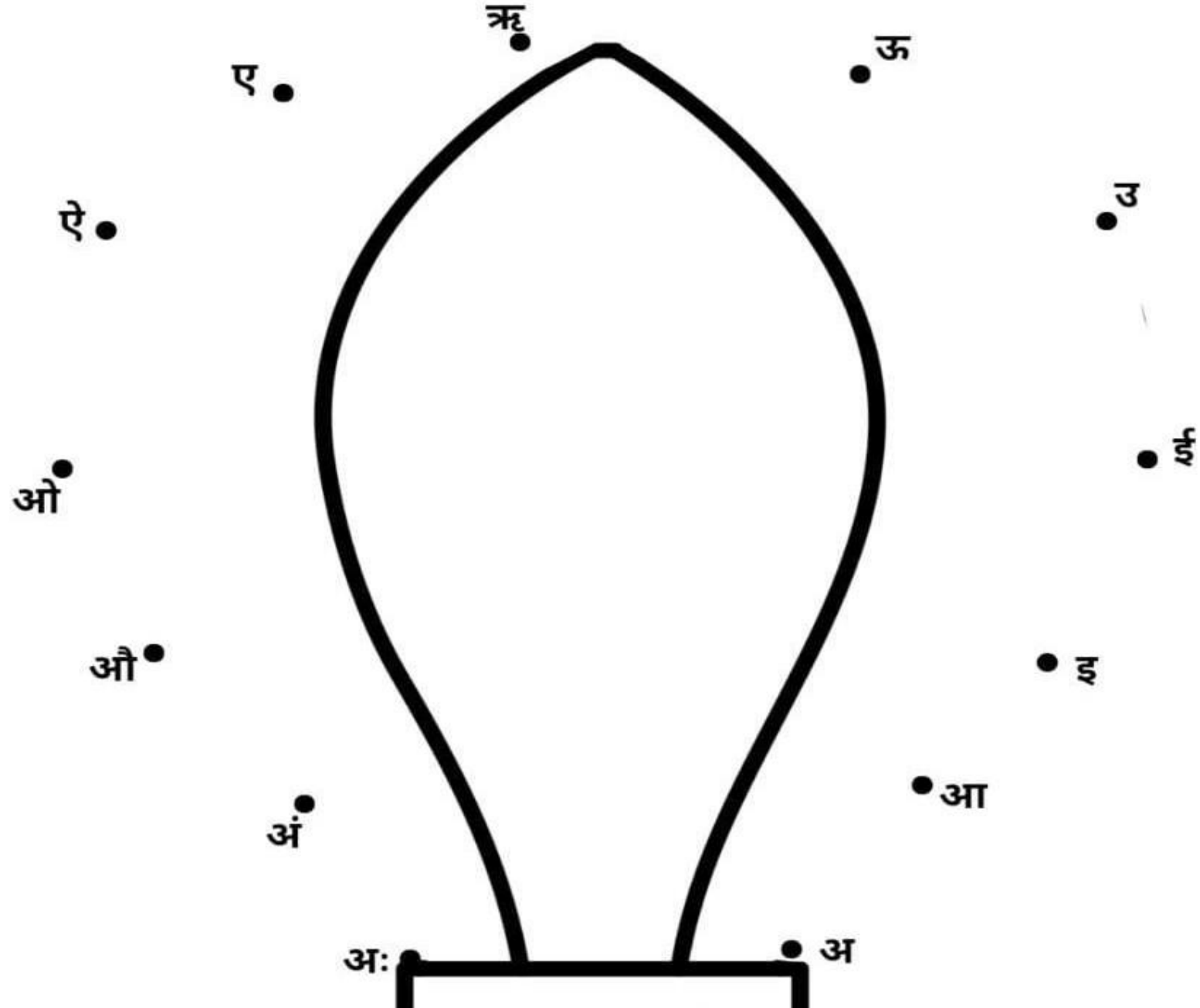
3. ਖ _____ ਘ





बिंदु मिलान

स्वरों का मिलान करें और चित्र पूरा करके रंग भरे



Match the colors with the vowels and color the picture.

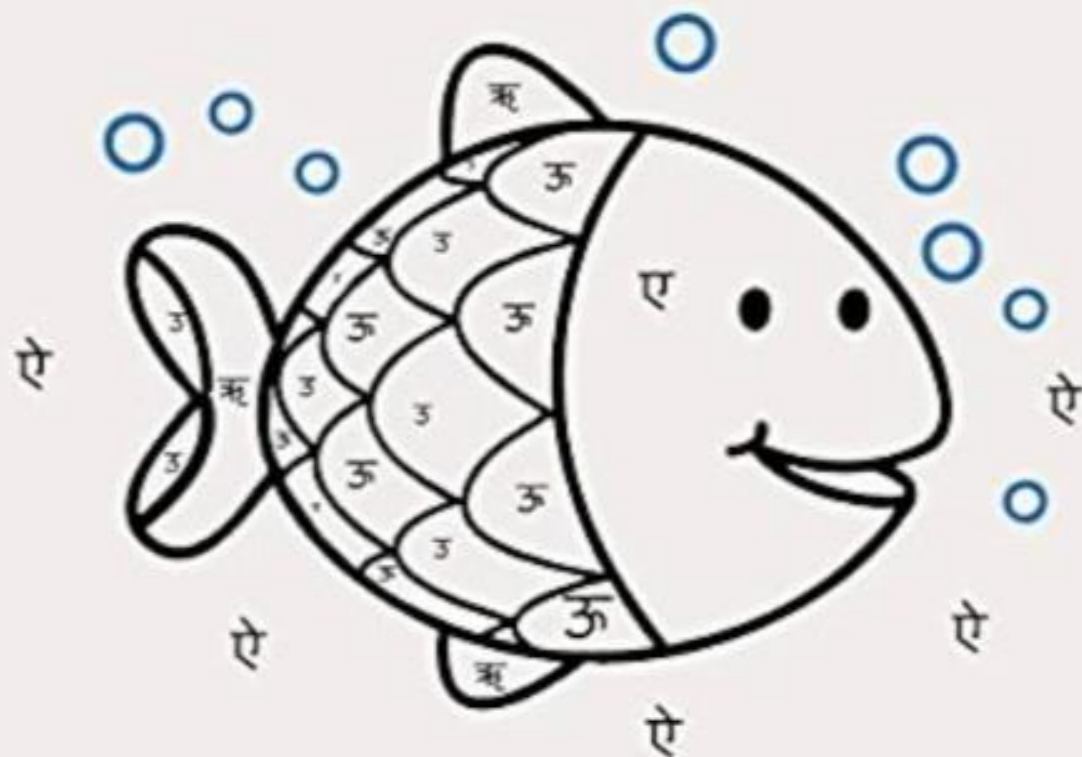
उ

ऊ


ऋ

ए

ऐ



मिलान करो और चित्र में रंग भरो



क
उ
ऊ
इ
आ
ओ
अ

पहला अक्षर देखकर गोला बनाओ।

अ → इ उ अ ए ई

ए → उ अ ए इ

आ → आ उ ऐ ओ

उ → अ आ उ ऊ

ऐ → उ ऊ ए ऐ

ऊ → अ आ उ ऊ

ओ → आ ओ ए ऐ

औ → औ आ उ ऊ

सही अक्षर पर गोला लगाओ (अ - अः)



औ ऐ ए



अं ऊ ऋ



उ ऐ अः



अ आ ओ



औ अः इ



अं ए इ



उ अ ओ



आ ए ऋ



इ ऊ उ

वर्णमाला: मिलान करें



समान दिखने वाले वर्णों को रेखा द्वारा जोड़ें।

अ

आ

इ

ई

उ

ऊ

ए

ऐ

आ

उ

अ

इ

ऐ

ए

ई

ऊ

वर्णमाला: अक्षर पहचान



नीचे दिए गए चित्र को देखकर सही वर्ण पर गोला लगाएँ।



आ

अ

अं



क

खा

ग



घ

ग

ज



ए

ई

इ

दिए गए अक्षर के बाद कौन सा अक्षर आएगा? गोला करें

ए - अं ऐ अ

अं - औ आ अः

अ - ऊ आ इ

इ - ई ओ इ

ऋ - ऊ ए औ

चित्र पहचानें और स्वर से मिलायें ।



आ

ओ

ऐ

अं

उ

ऊ

ऋ

अ

ई

औ

इ

ए



1



स्वर वृक्ष परियोजना (Swar Tree Project)



Holidays Home work

Math - Class 1





--	--	--	--	--

Arranging numbers.

Arrange the following numbers in ascending order.

1. 23, 45, 12, 10

2. 80, 14, 22, 43

3. 54, 63, 12, 74

4. 71, 37, 92, 17

5. 18, 48, 68, 98

6. 33, 25, 18, 23

Arrange the following numbers in descending order.

1. 53, 95, 13, 70

2. 38, 18, 62, 45

3. 84, 13, 17, 44

4. 67, 57, 15, 16






5. 26, 29, 39, 99

6. 30, 40, 63, 49



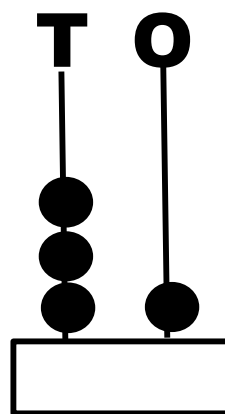

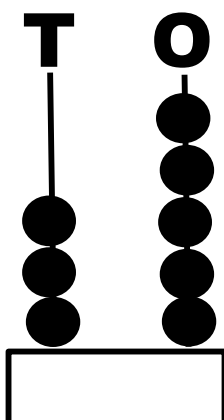
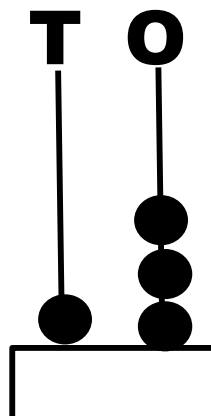
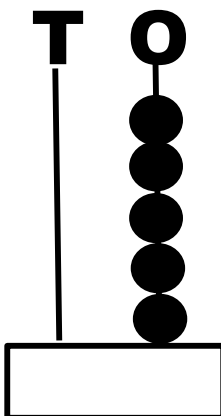
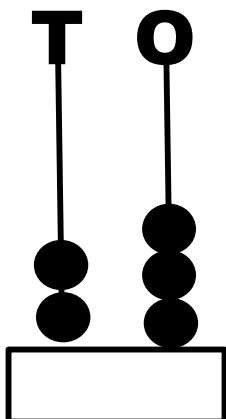

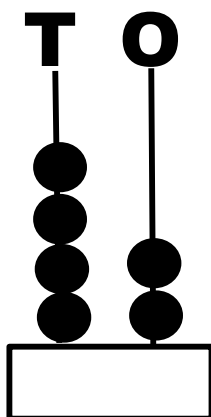
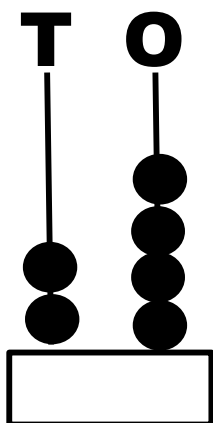
Numbers on the Abacus

Draw beads on the Abacus for the given numbers.



Count the beads and write place value

O – One Place T-Tens Place



$$\begin{array}{r} 20 \\ + 14 \\ \hline \end{array}$$

$$\begin{array}{r} 42 \\ + 54 \\ \hline \end{array}$$

$$\begin{array}{r} 17 \\ + 32 \\ \hline \end{array}$$

$$\begin{array}{r} 24 \\ + 25 \\ \hline \end{array}$$

$$\begin{array}{r} 94 \\ + 5 \\ \hline \end{array}$$

$$\begin{array}{r} 26 \\ + 33 \\ \hline \end{array}$$

$$\begin{array}{r} 31 \\ + 23 \\ \hline \end{array}$$

$$\begin{array}{r} 36 \\ + 42 \\ \hline \end{array}$$

$$\begin{array}{r} 51 \\ + 31 \\ \hline \end{array}$$

$$\begin{array}{r} 82 \\ + 10 \\ \hline \end{array}$$

$$\begin{array}{r} 55 \\ + 14 \\ \hline \end{array}$$

$$\begin{array}{r} 66 \\ + 23 \\ \hline \end{array}$$

$$\begin{array}{r} 29 \\ - 14 \\ \hline \end{array}$$

$$\begin{array}{r} 35 \\ - 23 \\ \hline \end{array}$$

$$\begin{array}{r} 76 \\ - 54 \\ \hline \end{array}$$

$$\begin{array}{r} 33 \\ - 22 \\ \hline \end{array}$$

$$\begin{array}{r} 65 \\ - 43 \\ \hline \end{array}$$

$$\begin{array}{r} 97 \\ - 45 \\ \hline \end{array}$$

$$\begin{array}{r} 85 \\ - 65 \\ \hline \end{array}$$

$$\begin{array}{r} 53 \\ - 42 \\ \hline \end{array}$$

$$\begin{array}{r} 90 \\ - 50 \\ \hline \end{array}$$

$$\begin{array}{r} 59 \\ - 7 \\ \hline \end{array}$$

$$\begin{array}{r} 34 \\ - 21 \\ \hline \end{array}$$


$$\begin{array}{r} 68 \\ - 55 \\ \hline \end{array}$$


Tens and ones


Kindergarten Numbers Worksheet


Fill in the missing numbers


 = tens + ones

 = tens + ones

 = tens + ones

 = tens + ones

 = tens + ones

 = tens + ones

Fill in the missing numbers.

23 24 ○ ○

18 19 ○ ○

○ 36 37 ○

○ 88 ○ 90

78 ○ ○ 81

○ 49 50 ○

○ 21 ○ 23

53 54 ○ ○

12 ○ 14 ○

○ ○ 85 86

○ ○ 45 46

○ 65 ○ 67

95 ○ 97 ○

74 ○ 76 ○

Greater Than, Less Than and Equal To

Fill in the blanks with $<$, $>$, $=$

$64 \square 18$

$43 \square 30$

$11 \square 23$

$30 \square 40$

$15 \square 77$

$15 \square 56$

$86 \square 66$

$28 \square 39$

$58 \square 89$

$19 \square 20$

$17 \square 17$

$30 \square 11$

$80 \square 61$

$41 \square 48$

$22 \square 45$

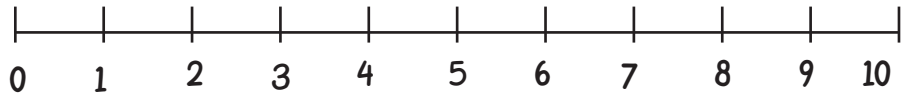
$55 \square 55$

NUMBER LINE ADDITION

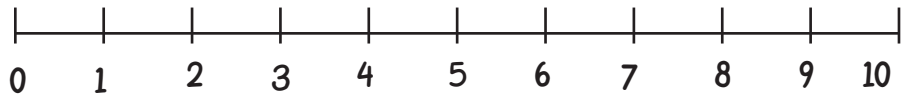


Finish the number sentences. Use the number lines to help you.

$2 + 7 = \square$



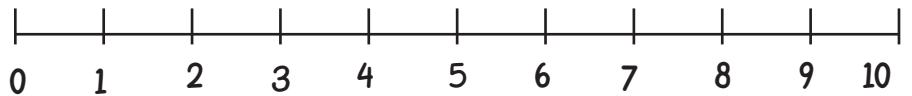
$4 + 3 = \square$



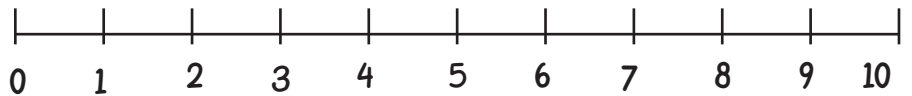
$5 + 4 = \square$



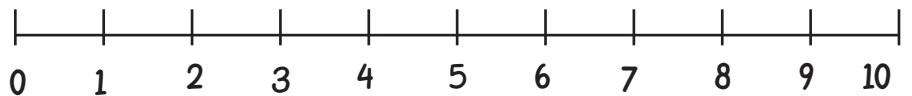
$4 + 6 = \square$



$5 + 2 = \square$



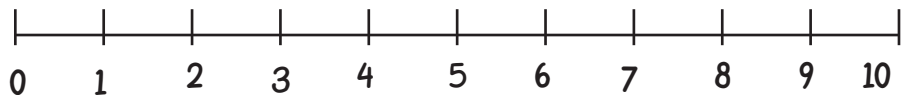
$3 + 6 = \square$



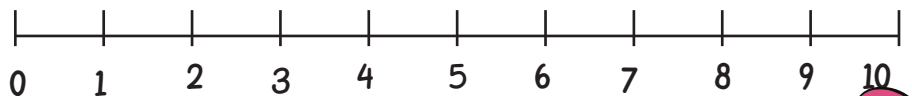
$2 + 4 = \square$



$3 + 5 = \square$



$7 + 3 = \square$



WRITE IN NUMERALS

Five	5
Twenty-seven	27
Sixty-seven	
Forty-nine	
Ten	
One	
Thirty-five	
Seventy-two	
Fourteen	
Sixty-six	
Eighty-one	
Forty-one	
Eighty-nine	
Twenty-five	

Number Names

Write the number names for the following numbers.

16

29

35

48

49

52

68

75



Name : Class :

Numbers

John is
before



Peter is
between



Luke is
after



Before

<u>11</u>	<u>12</u>
<u> </u>	<u>18</u>
<u> </u>	<u>15</u>
<u> </u>	<u>20</u>
<u> </u>	<u>5</u>
<u> </u>	<u>9</u>
<u> </u>	<u>3</u>
<u> </u>	<u>17</u>
<u> </u>	<u>10</u>

Between

<u>0</u>	<u>1</u>	<u>2</u>
<u>23</u>	<u> </u>	<u>25</u>
<u>4</u>	<u> </u>	<u>6</u>
<u>12</u>	<u> </u>	<u>14</u>
<u>44</u>	<u> </u>	<u>46</u>
<u>50</u>	<u> </u>	<u>52</u>
<u>76</u>	<u> </u>	<u>78</u>
<u>55</u>	<u> </u>	<u>57</u>
<u>44</u>	<u> </u>	<u>46</u>

After

<u>22</u>	<u> </u>
<u>48</u>	<u> </u>
<u>60</u>	<u> </u>
<u>13</u>	<u> </u>
<u>10</u>	<u> </u>
<u>66</u>	<u> </u>
<u>76</u>	<u> </u>
<u>80</u>	<u> </u>
<u>83</u>	<u> </u>

Chart Work

Make the Following charts on A3 size sheet.

Roll no. (1-3)	Abacus
Roll no. (4-6).	Patterns
Roll no. (7-9).	Tables 2-5
Roll no. (10-12)	Put the sign $>$, $<$, $=$
Roll no. (13-15)	Place value
Roll no. (16-18)	Add using number line
Roll no. (19-21)	Clock
Roll no. (22-24)	Different signs in maths
Roll no. (25-27)	Different basic shapes in maths
Roll no. (28-30)	Ascending and Descending order.
Roll no. (31-33)	What comes after,before and Between.
Roll no. (33-36)	Number names (1-50)

Learning Work

Tables (2-5)

Learn number names and numerals (1-80)

Do practice of subtract by counting backwards (from Sparklers book page no. 111)

Do practice of Story sums (addition) from notebook