



Summer is messy,
Summer is fun,
Trips to the beach,
In the hot, hot Sun,
Let's give summer,
A big fat cheer!
Summer is the best
time of the year.

Dear Parent,

Children are born with natural curiosity and inquisitiveness about the world around them. It is important for us to help them keep this spark alive and to make learning fun.

Summer Vacation is just round the corner, let every moment of this vacation be a time to unite, connect and enjoy beautiful moments with your child.

Here are some activities given to help your child become independent and confident:-

Independent Me

- Buttoning and Unbuttoning
- Put on your Socks and Shoes
- Keeping belongings back in their place
- Filling the water bottles
- Keeping room clean and well-organized
- Tear a Chapati and eat your Meal on your own

Alone we can do so little; together we can do so much. (Social Skills)

- Wish your elders with a smile
- Go outdoors and play with your friends
- Use magical words: Sorry, Please, Excuse Me, Thank You

One, who maintains cleanliness, keeps away diseases. (Personal Hygiene)

- Brushing teeth twice a day.
- Combing hair regularly
- Bathing everyday
- Washing hands before and after meals.

Reading is Fun

Children are made readers on the laps of their parents.

- Make reading a regular practice with pictures and large text.
- Make bed-time stories a part of your child's daily routine.
- Read Literacy Skill Book Pages:- 2,5,8,11,14,17,20,23,27,30,33,36

The teachers are trying to encourage the children to use simple words , phrases

and sentences in school and at home like.

ALL ABOUT ME

- What is your name?
- How old are you?
- In which class do you read?
 - What is the name of your school?
 - What is the name of your teacher?
 - What is your father and mother name?
- May I come in ma'am?
- May I Drink water?
- May I go to the toilet?
- I m feeling hungry.
- Please give me a glass of water.
- Please trim my nails.
- Please tell me a story.
- I m feeling sleepy.



EVS/CONV. :- Learn the April, May & July Ques/Ans.

RECITATION:- Learn April to July Syllabus Rhymes Learn introduction before starting rhymes both in Hindi and English

INTRODUCTION

FOR HINDI RHYMES:

FOR HINDI RHYMES:

- नमस्कार ।
- मेरा नाम.....है।
- मैं नर्सरी में पढ़ता हूँ/ पढ़ती हूँ
- मेरी आज की कविता है

END BY: धन्यवाद ! आपका दिन शुभ हो ।

FOR ENGLISH RHYME:

Good Morning to all

My name is.....

I read in class Nursery.

Today my poem is.....

END BY:- “Thank you”, Have a Wonderful day!

FINE MOTOR SKILLS:-

Encourage your child to paint and colour.

✓ **Creative Art skill book**

complete the following pages:- 3,5,9,11,14,15,17,19,21,23,25.

✓ **ENGLISH:-**Practice 2 pages of each Letter in four line notebook:-

Standing line, Sleeping line, Right slant line, Left slant line & Lettes :- A, E, F, H, I, L, T.

✓ **MATHS:-** Practice 2 pages of each **number** in maths notebook:- **1 , 4 , 7 .**

✓ **Literacy Work Book:-** Do Pages:- 3 to 18 and 43 to 59

✓ **Numeracy Skill Book:-** Page 34 to 41

✓ **Numeracy Work Book:-** Page 4,7, 11 to 15 , 24,26,29,35.

✓ **Awareness Skill Book:-** Do page 1,5 to 9,13 to 15, 20, 22, 29, 31, 38, 40, 43.

GROSS MOTOR SKILLS :-

Take your child for a nature walk to a park. Make him/her enjoy the rides & encourage him/her to play out door games & do cycling.

“HAPPY FATHER’S DAY Dad” ! (Sunday, 15 June, 2025)

“A DAD is some one who holds you when you cry, scolds you when you break the rules, shines with pride when you succeed & has faith in you even when you fail.”

Celebrate the ‘Father’s Day’ by **clicking pics of your Dad** while serving lemonade and sandwich to your father which you will make with the help of your mother and also make a card for your dad and present him .

“Fun with Numbers”

Ask the child to count the objects at home like plates, spoons, glasses on the dining table etc. to enhance number skills.

Divinity:- Daily recite path 'MOOL MANTRA' and learn with proper pronunciation and with head properly covered with crossed legs and joined hands. Close your eyes and remember God by reciting his name daily.

Activity 1:- Watch movie 'Chaar Sahibzaade' with your Grand parents and parents.

Activity 2:- Wake up early and visit Gurudwara Sahib or Temple with your Grand parents.

"Click the above 2 beautiful moments spend with your Grand parents and paste the pics beautifully on A4 or A3 size coloured sheet."

"Make a charts on A3 size ivory sheet and 2 Flash Cards on A4 size Ivory Sheet, on the following topics.

Roll No.- Topics

1-3 – Fruits

4-6 – Vegetables

7-9 – Body parts A3-Size Ivory sheet

10-12 – MEANS of transport

13-15 – Birds

16-18 – Flowers.

19 – Wild Animals

20 - Water Animals

21 – Domestic Animals

22-24 – Community helpers

25-27 – Accessories

28-30 – Insects

31-33 – A to Z with phonic sound on Big chart

34-36 – Numbers 1 to 30 (On A3 Size Chart)

37-39 – Seasons

40-43- Rhymes

Note: Marks will be given for holiday homework. There will be Red day celebration, Art competition and English rhyme competition after vacations details regarding these activities will be given on WhatsAap group of Nursery students.



Match the Same Numbers

1

3

5

7

8

9

10

2

4

6

2

4

8

3

6


10

1

5

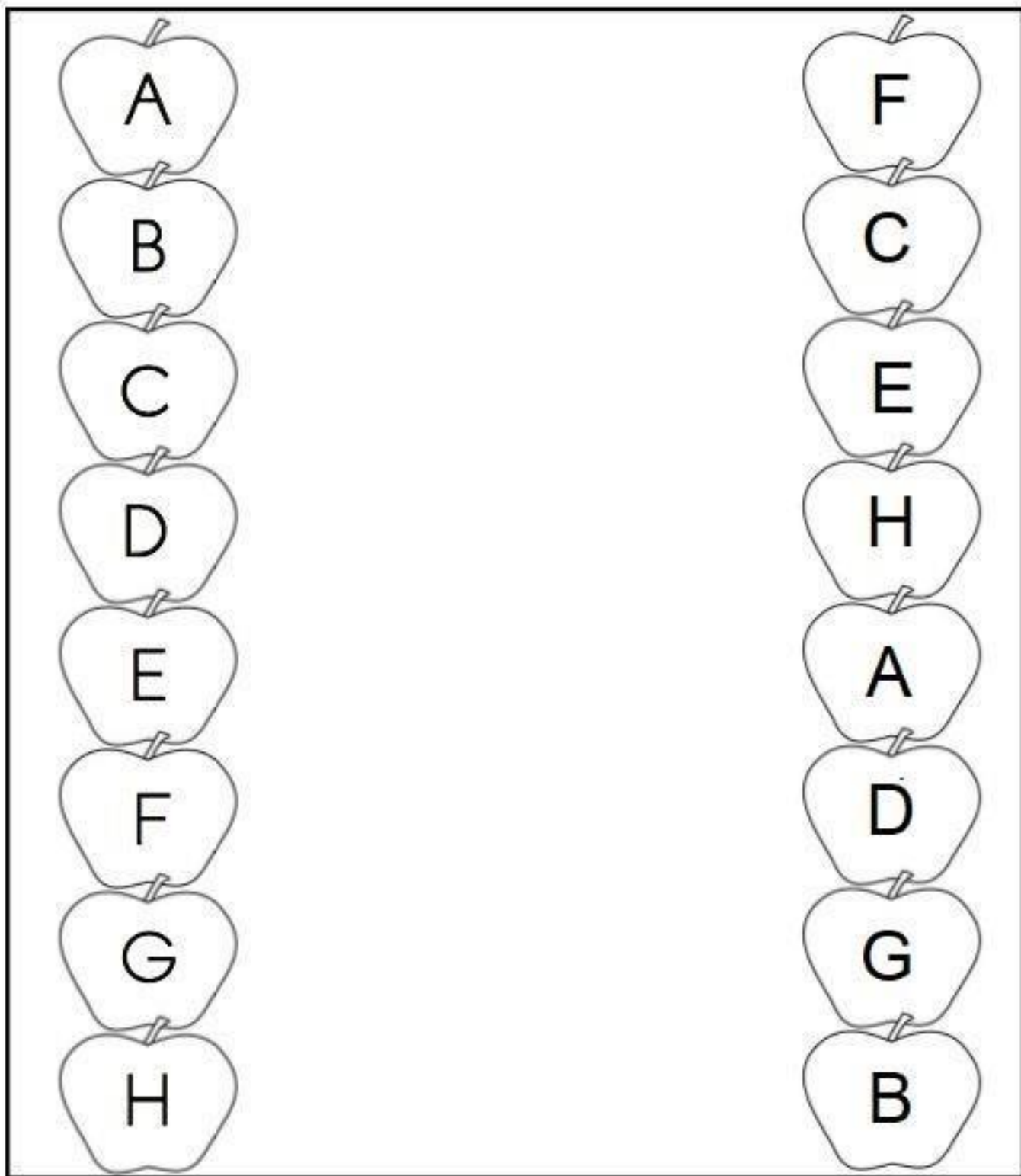
9

7




Name _____

Match the same Letters



Count and Match



5

8

9

7

10

Name: _____

Match with the Picture

D



B



F



C



A



G


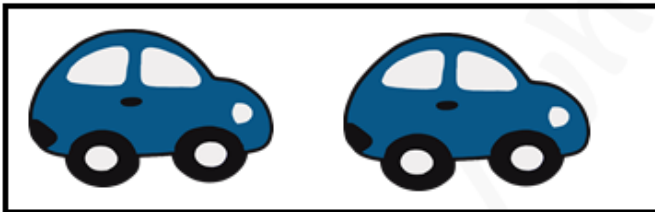




H



Name _____

Count and Match



4

5


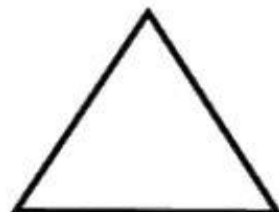



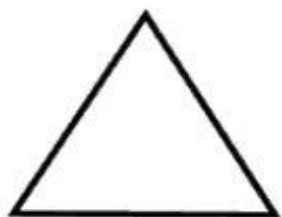
1

3

2


6

MATCH SHAPES



The Colors of a Rainbow

Color the rainbow. Then answer the question.



How many colors does a rainbow have? ____



