



NANKANA SAHIB PUBLIC SCHOOL  
LUDHIANA



# NANKANA SAHIB PUBLIC SCHOOL

CLASS NURSERY  
SUMMER HOLIDAY HOMEWORK 2026

GILL PARK  
LUDHIANA





# HOMework



**Dear Parents**

We Know summer holidays are the time of year when you get an opportunity to spend time with your child. To keep the little ones indoor in sweltering heat and to use their time creatively, we have attempted to design meaningful creative activities.



***WE WISH YOU HAVE AN ENJOYABLE  
SUMMER VACATION  
WITH  
YOUR KIDS***





# HOMEWORK



Here are some activities given to help your child become independent and confident:-  
**Independent Me**

- Buttoning and Unbuttoning
- Put on your Socks and Shoes
- Keeping belongings back in their place
- Filling the water bottles
- Keeping room clean and well-organized
- Tear a Chapati and eat your Meal on your own

**Alone we can do so little; together we can do so much. (Social Skills)**

- Wish your elders with a smile
- Go outdoors and play with your friends
- Use magical words: Sorry, Please, Excuse Me, Thank You

**One, who maintains cleanliness, keeps away diseases. (Personal Hygiene)**

- Brushing teeth twice a day.
- Combing hair regularly
- Bathing everyday
- Washing hands before and after meals.



## Suggested T.V Channels

Baby T.V.

Discovery kids

Disney Junior

Close to Nature



Take your child for regular morning walk to breathe in fresh air. Make him aware of the benefits of morning walk and tell him/her about different types of plants, flowers and birds so that he/she can generate love for nature.



## Let's converse in English



**How are you? I am fine, Thank you.**

**I am thirsty, Please give me water.**

**I am hungry, Please give me food/fruit.**

**I have finished my work/food.**

**Please open/close my bottle/tiffin/bag.**

**Please switch on/off the light/fan.**



*Hello Summer*

## Communication Skills

To speak in English is the need of the hour.

Children have a great capacity to absorb the language of sounds. So you must put every effort to ensure that the child starts learning this international language as early as possible. Make it sure to converse in English with your child to build up his/her confidence.



**Ensure to use the below mentioned sentences in your routine conversation.**

1. It is too hot today/ it is too sticky.
2. I am tired.
3. Please change my clothes.
4. May I go to play?
5. Let me watch cartoons
6. Let's go out.
7. When will papa come?
8. I am hungry/thirsty.
9. I feel like vomiting.
10. Please pass me the vegetable.
11. Please clean my face.
12. Nice to meet you.
13. Milk/water has spilled on my clothes.
14. Can I open my gifts?



hello  
summer



## Communication Skills

15. He/ She is tearing my book.
16. She is scribbling on my notebook.
17. She is writing on the table.
18. I was sick yesterday.
19. Don't spit here.
20. Ice cream is very yummy.



### *Reading is Fun*

*Children are made readers on the laps of their parents.*

- Make reading a regular practice with pictures and large text.
- Make bed-time stories a part of your child's daily routine.
- Read Literacy Skill Book Pages:-  
2,5,8,11,14,17,20,23,27,30,33,36
- Read Awareness Skill Book Pages :-  
33,35,37,39,49,51,53,55,56



hello  
Summer

**EVS/CONV. :-** Learn the April, May & July Ques/Ans.

**RECITATION:-** Learn April to July Syllabus Rhymes

Learn introduction before starting rhymes  
both in Hindi and English

### INTRODUCTION

#### **FOR HINDI RHYMES:**

- नमस्कार। मेरा नाम \_\_\_\_\_ है।
- मैं नर्सरी में पढ़ता हूँ/ पढ़ती हूँ।
- मेरी आज की कविता है- \_\_\_\_\_ (Poem Name)

*After reciting Hindi poem*

*End by saying ↓*

*धन्यवाद। आपका दिन शुभ हो।*

#### **FOR ENGLISH RHYME:**

Good Morning to all

My name

is..... I study

in class Nursery.

Today my poem is.....

**END BY:-** "Thank you", Have a nice day!



hello  
summer

## FINE MOTOR SKILLS:-

Encourage your child to paint and colour.

- **Creative Art skill book**  
complete the following pages:-  
3,5,9,11,14,15,17,19,21.
- **ENGLISH:-**  
Practice 2 pages of each Letter in four line notebook  
Standing line, Sleeping line, Right slant line, Left slant line &  
Lettes :- A, E, F, H, I, L, T.
- **MATHS:-** Practice 2 pages of each **number** in maths Note  
book :- 1 , 4 , 7 .
- **Literacy Work Book:-** Do Pages:- 3 to 18 and 43 to 57
- **Numeracy Skill Book:-** Page 36 to 39 & 41 .
- **Numeracy Work Book:-** Page 11 to 15 , 21,24,26,29,35.
- **Awareness Skill Book:-** Do page 14,15,20,34,36,38,40,43,  
50,57 .

## GROSS MOTOR SKILLS :-

Take your child for a nature walk to a park. Make him/her enjoy the rides & encourage him/her to play out door games & do cycling.



# "Happy Father's Day" !

*"Dad is a child's first hero and forever friend." "A father's love, care, and guidance make every child strong and happy."*

*Celebrate Father's Day with your father by preparing lemonade, sandwich, or fruit chaat with the help of your mother and serve it to your papa with love. Click some beautiful pictures while celebrating together.*

*Child can go for an evening walk, play ball, badminton, or cycling with their fathers and share one picture or short video. Paste the pictures on an A4 size sheet as your beautiful Father's Day memories.*

**Happy Father's Day!**

**[ On Sunday 21st June 2026 ]**

## " Fun with Numbers "

Ask the child to count the objects at home like plates, spoons, glasses on the dining table etc. to enhance number skills & observations. Ask the Kids to tell the Shape of different things in the house like doors , windows , clock , bed , Fridge , Mobile , TV etc.



## **" DIVINITY "**

Daily recite path 'MOOL MANTRA' and learn with proper pronunciation and with head properly covered with crossed legs and joined hands. Close your eyes and remember God by reciting his name daily.

### **Activity 1 :-**

Watch movie 'Chaar Sahibzaade' with your Grand parents and parents.

### **Activity 2:-**

Wake up early and visit Gurudwara Sahib or Temple with your Grand parents.

**"Click the above 2 beautiful moments spend with your Grand parents and paste the pics beautifully on A4 or A3 size coloured sheet."**

***Make Charts on A3 size ivory sheet on the following topics : -***

#### **Roll No.- Topics**

*1-3 – Fruits*

*4-6 – Vegetables*

*7-9 – Body parts A3-Size Ivory sheet*

*10-12 – MEANS of transport*

*13-15 – Birds*

*16-18 – Flowers.*

*19-21 – Wild Animals/Water Animals*

*22-24 – Community helpers*

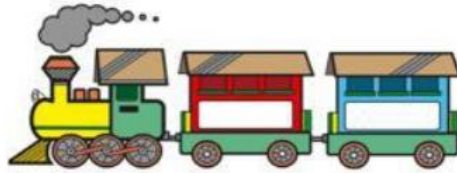
*25-27 – Domestic Animals*

*28-30 – Insects*



*31-33 – A to Z with phonic sound on Big chart*

*34-36 – Numbers 1 to 30 (On A3 Size Chart)*

**Note: Marks will be given for holiday homework. There will be Red day celebration and English rhyme competition after vacations details regarding these activities will be given on WhatsApp group of Nursery students.**



# Colour the Train



hello  
summer

# Colour the Picture




Match The Picture According to the Colour



hello  
summer





Circle the matching letter.  
Try to say the sound when you circle!



A

A B A D F A  
D D F A G H  
A J U U U A



B

C B Z D F K  
D D K B G H  
B K B U U B



C

A B A D C A  
D C F A G H  
A J U U C A



D

A B A D F A  
D G B D U H  
B J U B U D



Circle the matching letter.  
Try to say the sound when you circle!



E

A E A D F E  
D F F A G H  
E J U U U E



F

C F Z D F E  
D D K E G H  
F K B U F B



G

A D A D C G  
D C G A G H  
D J C U C A



H

A B A D H A  
D H B N U N  
B J H B H D



## Match the Same Numbers

1

2

3

4

5

8

7

3

8

6

9

10

10

1

2

5

4

9

6


7



Summer



*Match the same letters*



# Count And Match



2



4



5



3




1



hello  
summer


# Count And Match




5




8



9



7



10



hello  
summer

# Match with the Picture

D

B

F

C

A

G

H



Have a  
safe & happy  
**SUMMER**

hello  
summer

HAPPY SUMMER VACATIONS!

UNFORGETTABLE  
MEMORIES  
& FRIENDSHIP

