

Holidays
English
Homework

Grade - 1. session - 2026-27

Holidays' Homework

Subject – English

Learn the following topics.

1. L-4 True/False (Cambridge book page no. 26)
2. L-4 Rhyming Words (From notebook)
3. L-5 Fill in the missing vowels
4. L-5 Q/Ans
5. L-5 Word Meaning Match
6. L-5 Choose the correct option (from book pg-31)
7. Do practice of Ch-8 (I and You) from Mission Grammar book

GRAMMAR -> Solve the given worksheets.

1. Male & female
2. Animals and their babies
3. Am, Is, Are

PROJECT WORK -> Make attractive charts on the following topics with the help of stunning pictures.

Topic	Roll Nos.
1. One - Many	(1-4)
2. Use of A/An	5-8
3. Naming Words (mention persons, places, animals and birds).	9-12
4. Male and female	13-16
5. Antonyms/Opposite Words	17-20
6. Animals and their Babies	21-24
7. Words that go together	25-28
8. Animals and their homes	29-32
9. Action words	33 onwards.

Name _____ Class-1 Roll
No. _____

Grammar Worksheet -1.

Q. Match the Animals with their babies.

Animals	Babies
1. Dog	a. kitten <input type="radio"/>
2. Cow	b. chick <input type="radio"/>
3. Cat	c. puppy <input type="radio"/>
4. Hen	d. calf. <input type="radio"/>
5. Sheep	e. kid. <input type="radio"/>
6. Goat	f. lamb <input type="radio"/>
7. Lion	g. piglet <input type="radio"/>
8. Duck	h. foal <input type="radio"/>
9. Pig	i. cub. <input type="radio"/>
10. Horse	j. duckling <input type="radio"/>

Q.2. Find out the correct female words from the box for the given male words.

Lioness, goose, aunt, wife, hen, mare, bitch, queen, madam, girl, mother, cow, sister, peahen

- | | |
|--------------|---------------|
| 1. father - | 8. bull - |
| 2. uncle- | 9. dog - |
| 3. brother - | 10. lion – |
| 4. boy - | 11. rooster – |
| 5. sir - | 12. peacock- |
| 6. king - | 13. gander – |
| 7. husband- | 14. Horse |

ENGLISH WORKSHEET -2

Name _____

Class _____

No. _____

Unit 1

Verb to be (ประโยคบอกเล่า)

เลือกเติม verb to be (is, am, are) ให้ถูกต้อง

1. She _____ a nurse.
2. They _____ students.
3. I _____ hungry.
4. It _____ terrible.
5. You _____ a teacher.
6. We _____ happy.
7. He _____ thirsty.
8. I _____ sad.
9. It _____ an animal.
10. You _____ strong.
11. The student _____ bored.
12. Mali _____ my sister.
13. John and Max _____ friends.
14. Two cats _____ sleepy.
15. I _____ full.





EVS

HOLIDAY HOMEWORK

CLASS - 1



OUR PRODUCTS

Grade - 1. session - 2026-27

Holidays' Homework

Subject – E.V.S

Project work

1.	Parts of Body with functions.	1-2
2.	Sense organs with functions.	3-4
3.	Different rooms of house	5-6
4.	Neighbourhood places.	7-8
5.	Healthy food.	9-10
6.	Junk food.	11-12
7.	Traffic lights.	13-14
8.	Community helpers.	15-16
9.	Plants with their parts.	17-18
10.	Wild animals	19-20
11.	Domestic animals	21-22
12.	Sources of water	23-24
13.	model of school	25-26
14.	model of park	27-28
15.	model of sun	29-30
16.	Air transport	31-32
17.	Water transport	33-34
18.	land transport	35-37

E.V.S WORKSHEET -1

My Body

Write any function of the given body part:

eyes: _____

nose: _____

ears: _____

fingers: _____

mouth: _____

hand: _____

leg: _____

Did you know?
Our eyes are always
the same from birth.



Meet my friends. Answer their questions.



1. I am John. I am eating. Which body part/parts am I using?

2. I am Mohan. I am skipping. Which body part/parts am I using?



3. I am Sita. I am writing. Which body part/parts am I using?



4. I am Rohan. I am playing football. Which body part/parts am I using?



Skill: Functions of parts of our body

**Revise all the following topics for the PT 2 to be held on
22nd July**

E.V.S WORKSHEET-2

1. Answer the Following Questions

1. Why do we need a home?

2. Write any two things that our hands help us to do.

3. Name all the sense organs.

4. How should you keep your house?

5. Name the different rooms in your house.

2. Good Habits and Bad Habits

Draw 😊 for good habits and 😞 for bad habits:

1. Wash your hands before and after eating.

2. Keep your room tidy.

3. Throw trash on the road.

4. Wipe the table after eating.

5. Leave dirty clothes on the bed.

6. Keep your toys in their places.

3. Circle the Body Parts

t o n g u e

m e n e t h

o q o y o q

n i s e e n

t s e e s d

h t e e t h

4. Match the Action Words with Body Parts

Walk Hands.

Breathe Teeth.

Taste Ears.

Hold Mouth.

Chew Tongue.

Hear Nose.

Speak Legs.

5. Unscramble the Words

1. afos _____

2. betal _____

3. awsh _____

4. mroo _____

5. chenkit _____

6. dbe _____

7. tsre _____

6. Fill in the Blanks

1. I can see with my _____. (eyes / ears)
2. My _____ helps me to write. (hands / trees)
3. I can jump with my _____. (hands / legs)
4. I have _____ forehead. (two / one)
5. I have teeth inside my _____. (hair / teeth)
6. We need a house to live in. _____ (house / school)
7. A house has many doors and _____. (roads / windows)
8. We should keep our house _____. (dirty / clean)

7. Write ✓ for True and ✗ for False

1. We sleep inside the kitchen.
2. We sit with our guests in the living room.
3. A house keeps us safe from heat, rain and cold.
4. All the rooms in a home have the same name.
5. We should keep our home neat and clean.

8. Choose the Correct Option

1. Which body part helps us to smell flowers?
a) nose. b) ears.
2. Which body part helps us to hear?
a) nose. b) ears
3. Which body part helps us to taste food?
a) hand. b) tongue
4. We buy vegetables and fruits from
a) market b) school
5. I go out to play with my friends in
a) hospital. b) park
6. We buy stamps from
a) post office. b) market

ਪੰਜਾਬੀ

Name-----
Class-----
Roll no-----
Subject-----



ਪੰਜਾਬੀ

Name-----
Class-----
Roll no-----
Subject-----



PUNJABI HOLIDAY HOMEWORK

ਹੇਠ ਲਿਖਿਆਂ ਵਿਸ਼ਿਆਂ ਤੇ ਆਪਣਾ ਰੋਲ ਨੰਬਰ ਦੇਖ ਕੇ ਚਾਰਟ ਬਣਾਓ।

ਹੇਠ ਲਿਖਿਆਂ ਵਿਸ਼ਿਆਂ ਤੇ ਆਪਣਾ ਰੋਲ ਨੰਬਰ ਦੇਖ ਕੇ ਚਾਰਟ ਬਣਾਓ।

1 ਪੰਛੀਆਂ ਦੇ ਨਾਮ (ਰੋਲ ਨੰਬਰ-1-3)*

2 ਸਬਜ਼ੀਆਂ ਦੇ ਨਾਮ (4-6)

3 ਰੰਗਾਂ ਦੇ ਨਾਮ (7-9)

4 ਮੁਕਤਾ ਸ਼ਬਦ (ਦੇ, ਤਿੰਨ, ਚਾਰ ਅਖਰੀ) (10-12)

5 ਕੋਈ ਇੱਕ ਪੰਜਾਬੀ ਕਵਿਤਾ(13-15)

6 ਕੰਨਾਂ ਮਾਤਰਾ ਸ਼ਬਦ ਲਿਖੋ (16-18)

7 ਸਿਹਾਰੀ ਮਾਤਰਾ ਸ਼ਬਦ ਲਿਖੋ (19-21)

8 ਬਿਹਾਰੀ ਮਾਤਰਾ ਸ਼ਬਦ ਲਿਖੋ (22-25)

9 ਜਾਨਵਰਾਂ ਦੇ ਨਾਮ (26-28)

10 ਸਬਜ਼ੀਆਂ ਦੇ ਨਾਮ (29-31)

11 ਰੁੱਤਾਂ ਦੇ ਨਾਮ (32 -34)

12 ਹਫ਼ਤਿਆਂ ਦੇ ਨਾਮ (35 onwards)

ਸਾਰੇ ਬੱਚੇ ਕੰਨਾਂ, ਸਿਹਾਰੀ, ਬਿਹਾਰੀ ਮਾਤਰਾ ਨਾਲ ਸਬੰਧਿਤ ਖਬਰਾਂ ਕੱਟ ਕੇ ਪੰਜਾਬੀ ਦੀ ਕਾਪੀ ਵਿੱਚ ਲਗਾਉਣ ਦੇ ਉਪਰੰਤ ਮਾਤਰਾਵਾਂ ਵਾਲੇ ਸ਼ਬਦਾਂ ਤੇ ਗੋਲਾ ਲਗਾਉਣ।

ਪਿਆਰੇ ਬੱਚਿਓ ਗਰਮੀਆਂ ਦੀਆਂ ਛੁੱਟੀਆਂ ਦੇ ਦੌਰਾਨ ਤੁਸੀਂ ਇੱਕ ਪੌਦਾ ਲਗਾਓ ਤੇ ਸਬੰਧਿਤ ਫੋਟੋ ਖਿੱਚ ਕੇ ਸਕਰੈਪ (scrapbook) ਵਿੱਚ ਲਗਾਉਣੀ ਹੈ। ਉਸ ਬਾਰੇ ਕੁੱਝ ਲਾਈਨਾਂ ਵੀ ਲਿਖੋ।

①

Nankana Sahib Public School, Senior Secondary & Co. Education

(Affiliated No. 1630044 to CBSE, New Delhi)

Gill Park, Ludhiana - 141006 (Punjab) Ph No. 0161-2814747

Subject - Punjabi

Class - _____

MM - _____

Time - _____



Name - _____ Class - _____ Sec - _____ Roll no. _____

ਪ੍ਰਾ: ⇒ ਵੰਨਾ, ਸਿਹਾਰੀ ਧਿਹਾਰੀ ਸਾਤਰਾ ਸ਼ਬਦ ਲਿਖੋ।

(੧) ਸਾਤਰਾ	(੨) ਸਾਤਰਾ	(੩) ਸਾਤਰਾ
1.		
2.		
3.		
4.		
5.		
6.		















ਪ੍ਰਾ 2 ਟ, ਫ, ਿ ਸਾਤਰਾ ਲਗਾਓ: ⇒

1. ਰਾਕ -	4. ਸ਼ਰਰ -
2. ਸਤਾਰ -	5. ਗਤ -
3. ਨਕਲ -	6. ਲਖ -

(2)

7. ਮਸਾਲ - 8. ਵਟੜਾ -

ਖੁ-3 ਿ, ੀ ਤਸਵੀਰਾਂ ਦੇ ਨਾਮ ਲਿਖੋ।

- | | |
|--|--|
| 1.  - . | 8.  - . |
| 2.  - . | 9.  - . |
| 3.  - . | 10.  - . |
| 4.  - . | 11.  - . |
| 5.  - . | 12.  - . |
| 6.  - . | 13.  - . |
| 7.  - . | 14.  - . |

ਖੁ-4 ਿ, ੀ ਸ਼ਬਦ

1. ਦਿ + ਲ = .
2. ਮਸ + ਸ + ਲੀ = .
3. ਸ + ਰਿ + ਰ = .
4. ਰਾ + ਥੀ = .
5. ਵਿ + ਰ + ਨ = .

(3)

6. ਸ+ਰ+ਕਾ+ਰੀ =

7. ਸ+ਨਾ+ਇ+ਸ਼ਾ =

8. ਸ਼ੀ+ਲ =

ਧੁ: → 5 ਿ, ੀ ਖਾਲੀ ਥਾਵਾਂ ਭਰੋ।

1. _____ ਚੜ੍ਹ ਸ਼ਾਇਸ਼ਾ। (ਦਿਨ / ਰਾਤ)

2. ਗਰਜੀਤ ਸ਼ਾ _____ ਯਾ। (ਬਰਫੀ / ਘੜੀ)

3. ਧਰੀ ਸਾਸੀ ਲਈ _____ ਲਿਸ਼ਾ। (ਦਰ / ਧਾਈ)

4. ਵੀਰ ਲਈ _____ ਲਿਸ਼ਾਈ। (ਧਰੜ / ਘੜੀ)

5. _____ ਵਰ। (ਸ਼ਰਿਸ਼ਾਨ / ਵਿਚਤ)

6. ਸ਼ਰਿਸ਼ਾਨ ਦਾ _____ ਵਰ। (ਸ਼ਤਿਕਾਰ / ਨਿਗਦਰ)

7. _____ ਧਧੀਤਾ, ਲੀਸ਼ੀ, ਬਰਫੀ ਲਿਸ਼ਾਈ।

(ਸਾਸੀ / ਫੁੱਫੜ)

ਧੁ: → 6. ਵਾਕ ਬਣਾਓ :->

1. ਲਿਖ :->

2. ਬਰਫੀ :->

(4)

3. ਸਾਰਿਰ :->

4. ਗੀਤ :->

5. ਯਠੀਰ :->

6. ਸਿਤਾਰ :->

ਖ :-> 7. ਿ, ੀ ਸਾਤਰਾ ਸਬਦ ਬਣਾਉ :->

1. ਕਾਰਿ 1.

2. ਗਾਰਿ 2.

3. ਘਰਿ 3.

1. ਗਲ 1.

2. ਮਲ 2.

3. ਚਲ 3.

1. ਰਿਸਾ 1.

2. ਰਿਤਾ 2.

3. ਸਾਰਿਤਾ 3.

(5)

ਪ੍ਰ: 8. ਦਰਗਾ ਯਗੇਲੀ

(A, f, i) ਸਾਤਰਾ ਸਬਦ ਲੱਭੋ।

1. ਸਿ ਲ ਮਾ ਟਾ ਖ ਸਿ

2. ਰ ਟ ਕਿ ਤਾ ਬ ਰ

3. ਮ ਗੀ ਤ ਰ ਸਾ ਚ

4. ਦਾ ਯ ਤੀ ਲੀ ਸੀ ਟ

5. ਦਾ ਕਿ ਰ ਯਾ ਨ ਬ

ਪ੍ਰ: 7

ਕੰਨਾ ਸ਼ਬਦ ਨੂੰ ਸਹੀ ਚਿੱਤਰ ਨਾਲ ਮਿਲਾਓ



ਜਾਲ



ਨਾਗ

ਹਾਰ



ਘੜਾ

ਗਲਾਸ



ਗਾਜਰ

ਗਮਲਾ

ਅਨਾਰ



ਟਮਾਟਰ

ਬਰਸਾਤ







ਤਲਵਾਰ

ਡਾਕਟਰ



ਸਿਹਾਰੀ (ਿ) ਸ਼ਬਦ


 ਿ + ਦ + ਲ =  ਿ + ਦ + ਨ =  ਿ + ਸ + ਰ =  ਿ + ਲ + ਖ =  ਿ + ਮ + ਰ + ਚ =  ਸ + ਿ + ਹ + ਦ =  ਿ + ਹ + ਰ + ਨ =  ਨ + ਿ + ਹ + ਰ =


ਬਿਹਾਰੀ (ੀ) ਸ਼ਬਦ


 ਜ + ਿ + ਪ =


 ਘ + ਙ + ਿ =


 ਨ + ਦ + ਿ =

 ਸ + ਿ + ਟ + ਿ =

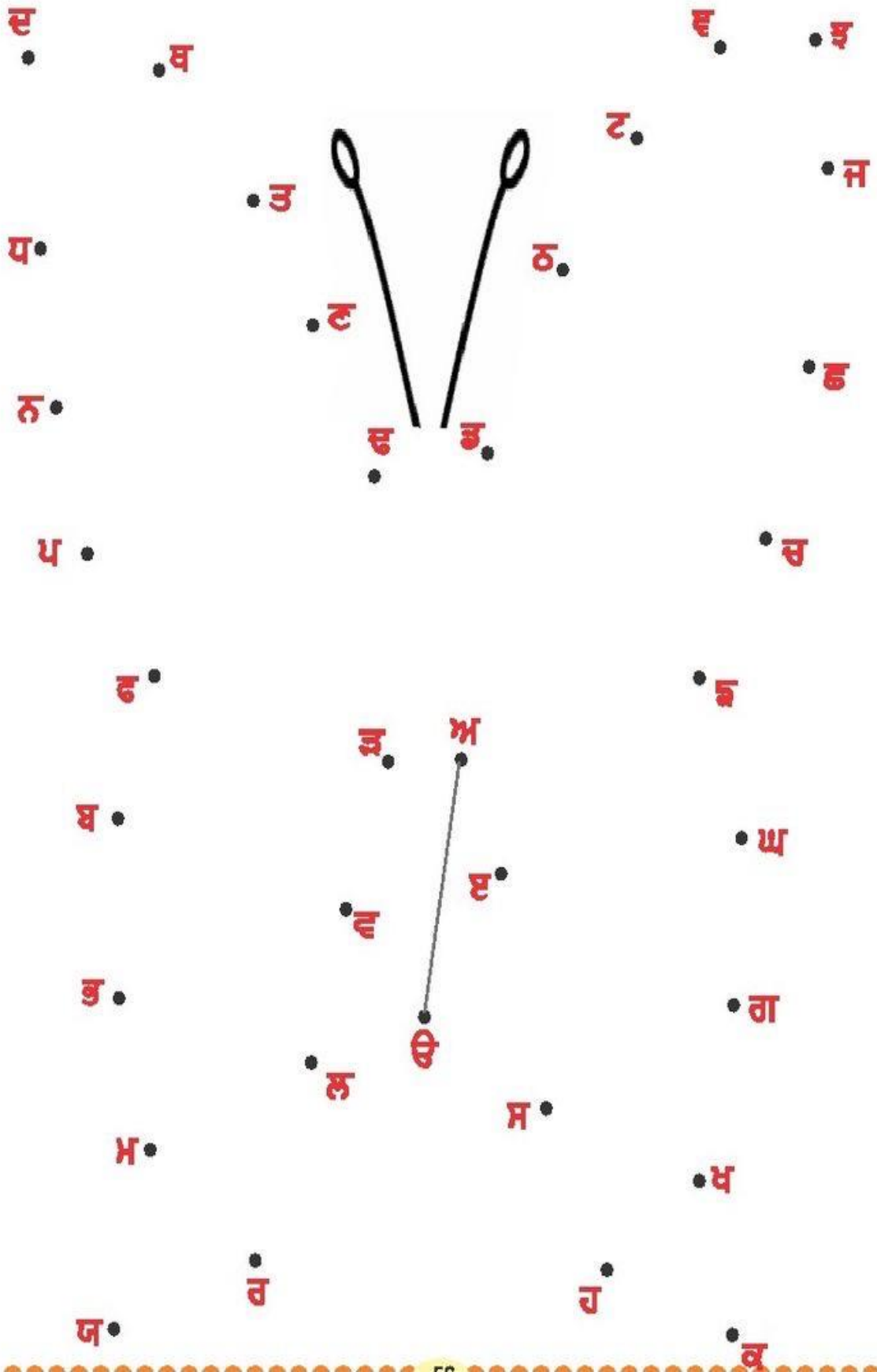
 ਕ + ਿ + ਙ + ਿ =

 ਸ + ਰ + ਿ + ਰ =

 ਮ + ਸ + ਿ + ਨ =

 ਕ + ਮ + ਿ + ਜ =

ਤਰਤੀਬ ਅਨੁਸਾਰ ਬਿੰਦੂ ਮਿਲਾਓ ਅਤੇ ਰੰਗ ਭਰੋ-



हिन्दी

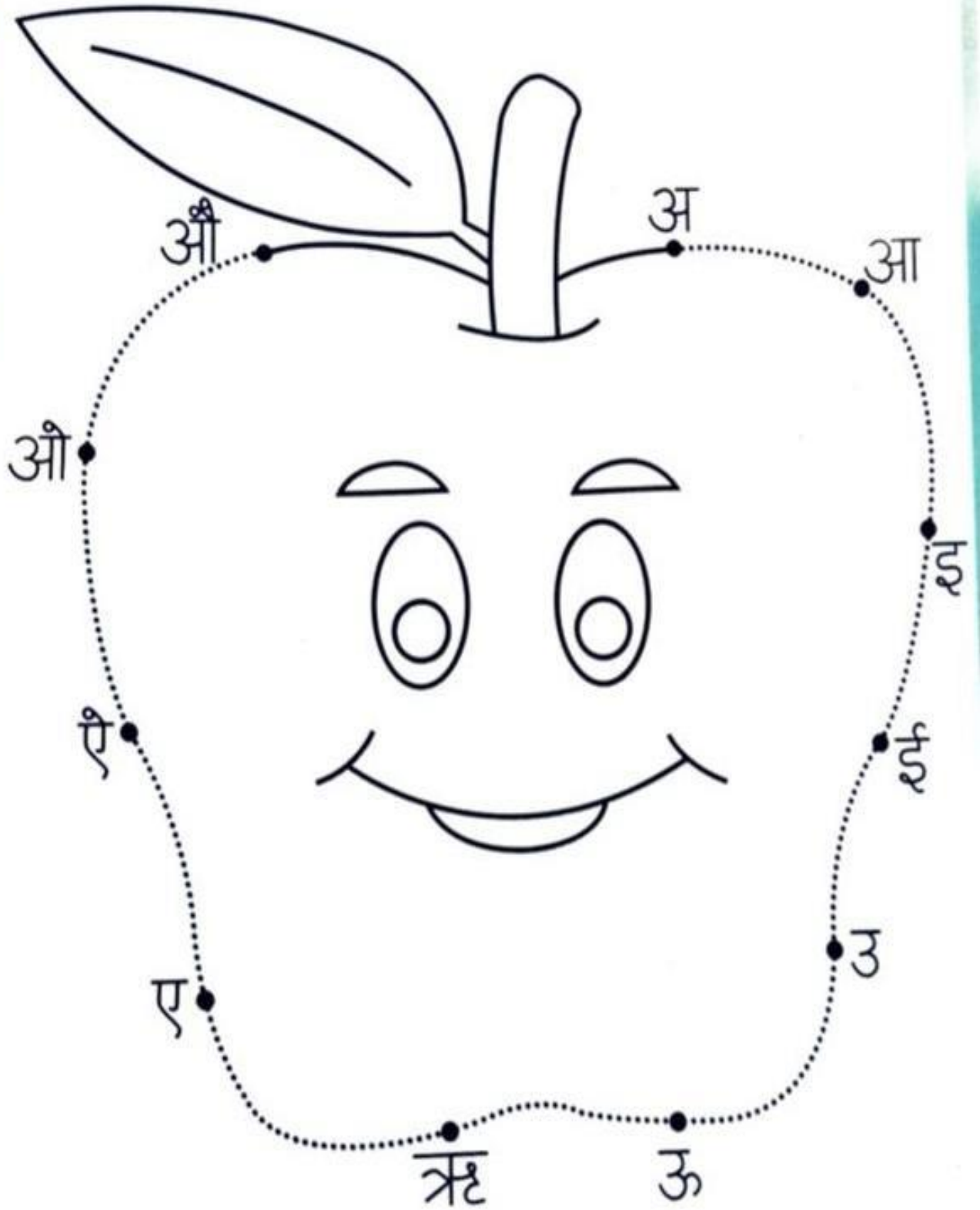
Name: _____

class: _____

Roll no: _____



अ से औ तक बिंदुओं को जोड़ें व चित्र पूरा करके रंग भरें।



Name:

Class:

सामान हिंदी स्वरों को एक दूसरे के साथ जोड़े।

अ •

• उ

आ •

• अ

इ •

• ऊ

ई •

• आ

उ •

• ए

ऊ •

• इ

ऋ •

• ई

ए •

• ऋ



सही अक्षर पर गोला लगाओ (अ - अः)



औ ऐ ए



अं ऊ ऋ



उ ऐ अः



अ आ ओ



औ अः इ



अं ए इ



उ अ ओ



आ ए ऋ



इ ऊ उ

चित्र पहचानें और स्वर से मिलायें



ऐ



ओ



ई



औ



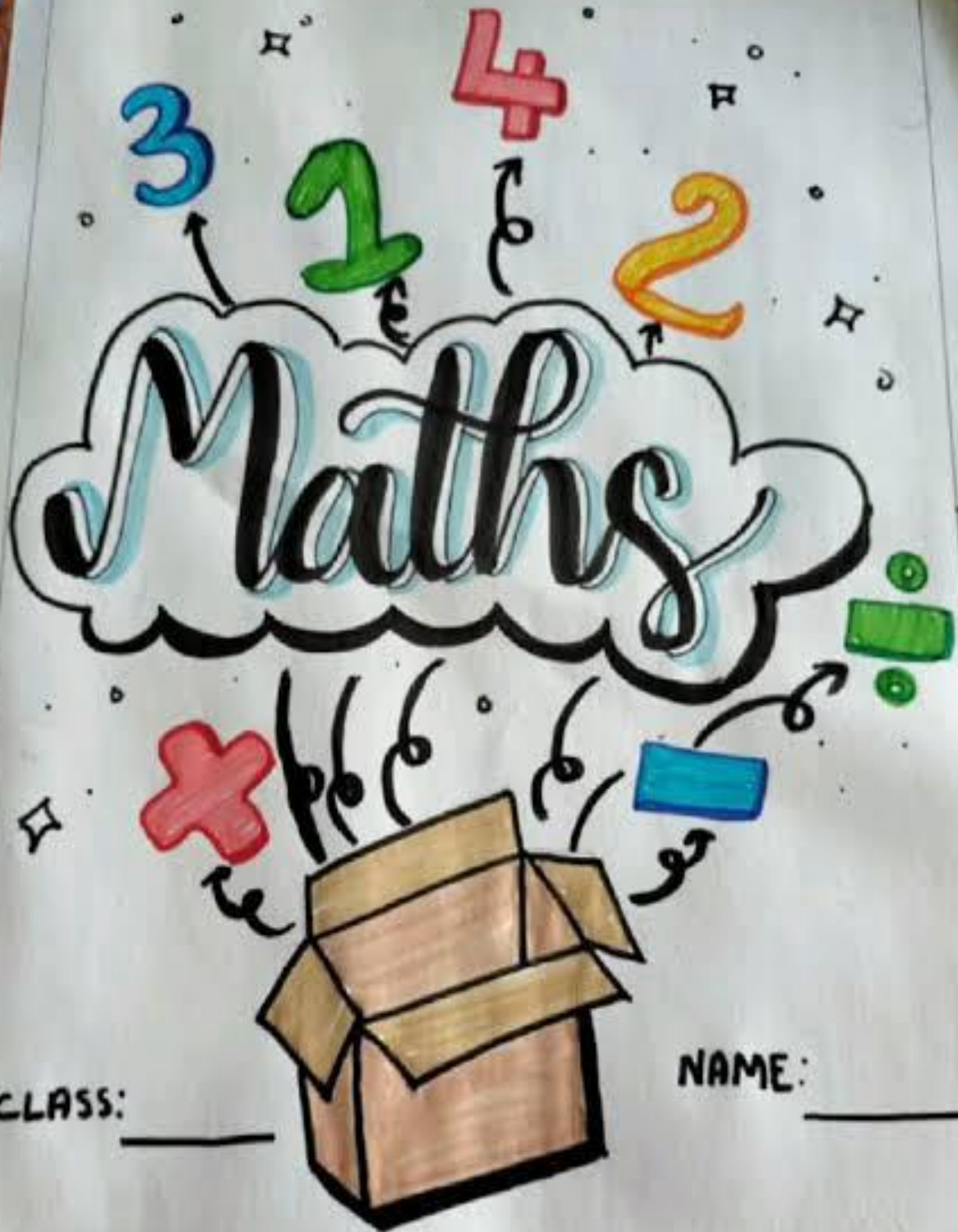
आ



इ



उ



CLASS: _____

NAME: _____

SCHOOL: _____

Chart Work

Make the Following charts on A3 size sheet.

Roll no. (1-3) — Patterns

Roll no. (4-6) — Clock

Roll no. (7-9) — Place Value

Roll no. (10-12) — Tables 2-5

Roll no. (13-15) — Different signs in maths

Roll no. (16-18) — Abacus

Roll no. (19-21) — Ascending and Descending order

Roll no. (22-24) — Add using number line

Roll no. (25-27) — Put the sign $>$, $<$, $=$

Roll no. (28-30) — Different basic shapes in maths

Roll no. (31-33) — What comes after, before and between

Roll no. (34-37) — Number names (1-50]

Practice Work

1. Tables 2-5
2. Learn number names and numerals (1-80)
3. Do practice of subtract by counting backwards (from Cambridge book page no. 93)
4. Do practice of Story sums (addition) from notebook.
5. SC: 201-500
6. Practice Ch -2,3 (full)

Prepare all topics from book and worksheet properly.

PT -2 to be held on 15 -07-26

Syllabus

1. SC 201-300

2. Number names (21-50)

3. Numerals (21-50)

4. Jumbled tables (4,5)

5. Ch-2,3

Topics from ch-2,3 are(**From Book , Notebook and Worksheets**)

a. Abacus

b. Place Value

c. Double digit addition

d. Number line addition

e. Count and write

f. Put the sign (>,<=)

Class – 1

Maths Worksheet – 1

1. Put the sign(<,>=).

a. $67 (\quad) 76$ c. $100 (\quad) 10$

b. $89 (\quad) 89$ d. $85 (\quad) 52$

2. Write in ascending order.

a) 17, 30, 25

_____’ _____’ _____

b) 44, 19, 23

_____’ _____’ _____

3. Write in descending order.

a) 91, 55, 63

_____’ _____’ _____

b) 67, 35, 59

____, ____ , ____

4. Before / After / Between.

a). ____ 76.

c) 40 ____

b) 54 ____ 56

d) ____ 83

5. Write the number names.

a) 46 – _____

b) 72 – _____

6. Write numerals.

a) sixty two – _____

b) fifty-eight – _____

7. Number line addition.

a) $3 + 6 =$

0 1 2 3 4 5 6 7 8 9

b) $4 + 2 =$

0 1 2 3 4 5 6 7 8 9

8. Place Value.

a. 46 has ___ Tens + ___ Ones

b. 53 has ___ Tens + ___ Ones

9. Jumbled Tables.

a. $4 \times 5 = \square$

c. $4 \times 9 = \square$

b. $5 \times 6 = \square$

d. $5 \times 8 = \square$

10. Circle the biggest number.

a. 58 24 49 73

b. 81 34 12 99

14. Circle the smallest number

a. 42 83 14 79

b. 57. 35 23 68

15. Double digit addition

T	O	T	O
5	6	3	5
+ 8	3	+ 4	2
□□		□□	

16. Add by counting forward


a. $9 + 5 = \square$

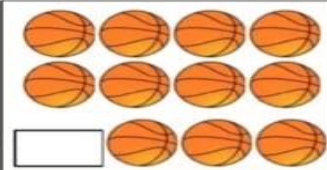
Start from [] and move
forward [] [] [] []


b. $7 + 4 = \square$

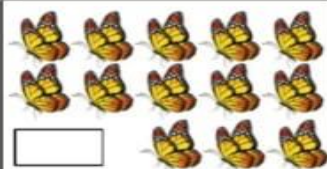
Start from [] and move
forward [] [] []

A. Count and write the number of objects inside the box.

1. 

2. 

3. 

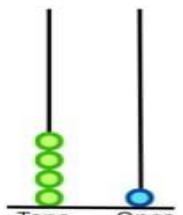

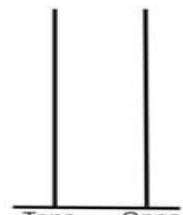
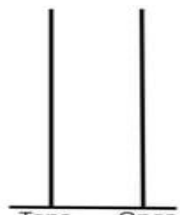
4. 



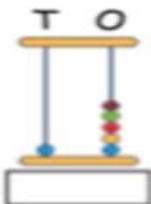
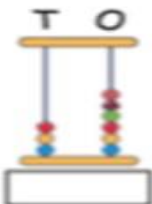

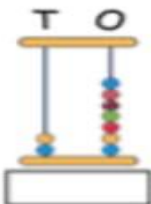
Draw Beads on the abacus for the given numbers

Name

Date.....

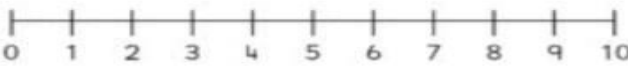
			
Tens Ones	Tens Ones	Tens Ones	Tens Ones
4 1	5 5	7 3	6 4

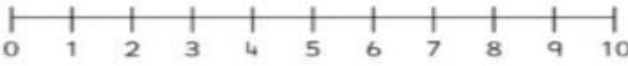
Count the beads and write the place value.

O - Ones Place		T - Tens Place	
			
<input type="text"/>	<input type="text"/>	<input type="text"/>	<input type="text"/>

☆ ☆ Number Line Addition ☆ ☆

Finish the number sentences. Use the number lines to help.

$1 + 8 = \square$ 

$2 + 5 = \square$ 

Nankana Sahib Public School, Gill Park, Ludhiana

Computer Worksheet

Grade – 1st

Name _____

Class/Sec _____

Roll No. _____

A. Tick (✓) the correct option:-

1. _____ is a manual machine.

- a. Computer b. Typewriter c. Television

2. _____ is used to type word and numbers.

- a. Monitor b. Keyboard c. Mouse

3. A _____ is created by man.

- a. Lotus b. Cat c. Bag

4. The monitor looks like a _____ screen.

- a. CPU b. Mobile phone c. Television

5. _____ is an electronic machine.

- a. Bicycle b. Chair c. Laptop

6. A computer mouse has _____ buttons.

- a. two b. three c. four

B. Write 'T' for True and 'F' for False statements:-

1. A washing machine is an example of electronic machine.

()

2. Cars and bicycles help us to move or travel faster.

()

3. Computers are natural things.

()

4. Man-made things include animals, flowers and mountains.

() C. Select the Odd one out:-

1.

COMPUTER

CMPOUTER

CPOUMERT

2.

MUOES

MOUSE





MEUOS

PCU

UPC

CPU

D. Match the following:-

	Man-made thing
	Manual machine
	Natural thing
	Electronic machine

E. Answer the followings:

Q1: Write the name of two man-made things that you see at your home?

Ans: _____

Q2: Which part of computer is called 'brain of computer'?

Ans: _____

_____ **Q3: Write the name of two electronic machines?**

Ans: _____

_____ **Q4: Write the name of parts of a computer?**

Ans: _____

—