

NSPS

HOLIDAYS

HOMEWORK

Name -

Class - UKG





ENGLISH

Make flash cards on A4 sheet according to Roll No. -

1 - 5 Fruits Name with pictures

6 - 10 Vegetables Name with pictures

11 - 15 One - Many with pictures

16 - 20 'a' sound words (any 5)

21 - 25 'e' sound words (any 5)

26 - 30 'i' sound words (any 5)

31 - 35 'o' sound words (any 5)

36 - 40 'u' sound words (any 5)

* Write any 5 words with pictures.


→ Do Pg 3 to 5 of Literacy Work Book (No. 5)

→ Do Pg 3 to 12 of Literacy Skill Book (No. 4)

→ Do Pg 5 to 8, 10, 11, 16, 17, 22, 23,

28, 29, 34, 35 of

English with Anya Book.





MATHS

Make flash cards on A4 sheet according to Roll No.

1-5 Table of 2

6-10 Table of 3

11-15 Number Names 1-5

16-20 Number Names 6-10

21-25 Cutouts of different shapes

26-30 Addition with pictures


31-35 Subtraction with pictures

36-40 Make any picture with geometrical shapes

*(Ref. Pg. 64 of Book No. 3)

→ Do Pg 1-25 of Numeracy work Book (No.3)

→ Do Pg-1-27 of Numeracy Skill Book (No.2)





EVS

Make Flash Cards on A4 size sheet according to Roll No

Roll NO. 1-3 Parts of Plants

4-6 Save Water

7-9 Throw garbage in dustbin

10-12 Plant more trees

13-15 3 R's (Reduce, Reuse, Recycle)

16-18 Magic Words (Sorry, Please, Thankyou, Excuse me)

19-21 Different seasons

22-24 Five sense Organs





Make flash cards of Good Manners

R.N.

25-27 → Brush your teeth, Take bath daily

28-30 → Wake up early, Do exercise

31-33 → Eat healthy food, Avoid junk food

34-36 → Comb your hair, wash your hands

37-39 → Wild Animals, Pet animals

✦ For Flash cards, You can take coloured printouts and paste it on A4 size sheet or you can draw it.

✦ Solve the attached worksheets






Animal Habitats Worksheets

Match each animal to its correct habitat.



Let's Go To The Farmer's Market!




Cut out the fruits and vegetables and put them in the correct basket.



BUILD A FLOWER CRAFT

DIRECTIONS: Color the parts of the flower. Cut out on the dotted lines. Glue together.



© 2014 Creative Commons Attribution-NonCommercial-ShareAlike license

Name : _____

Class : _____



Instruction: // Match the appropriate clothes to the different weather.



Five Senses



Look at the picture on the left.
Then, draw a circle around the sense that best matches the picture.





ਪੰਜਾਬੀ

Make a flash card of each letter with pictures on A4 sheets

1-3 ਓ, ਮ, ਏ

4-6 ਸ, ਹ, ਕ

7-9 ਖ, ਗ, ਘ

10-12 ਙ, ਚ, ਛ

13-15 ਜ, ਝ, ਞ

16-18 ਟ, ਠ, ਡ

19-21 ਢ, ਢ, ਤ

22-24 ਥ, ਦ, ਧ

25-26 ਨ, ਪ, ਫ

28-30 ਬ, ਭ, ਮ





यंभाघी

31- 33

ज, र, ल

34- 36

ह, ङ and 2 मँधरी

मधर with pictures.

37- 39

हरहमाला (ॐ- ञ) chart


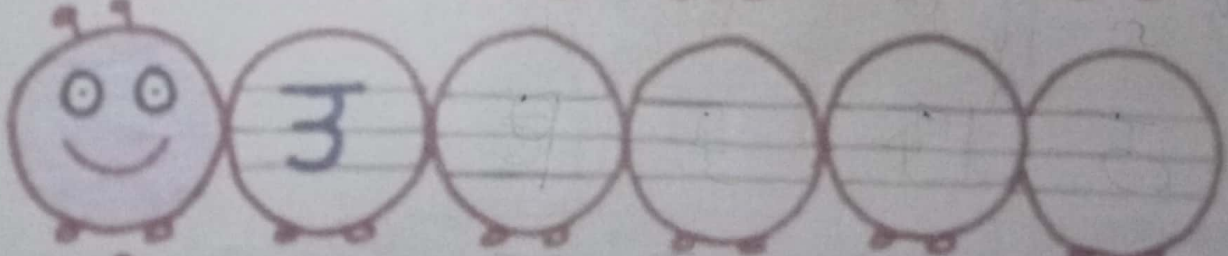
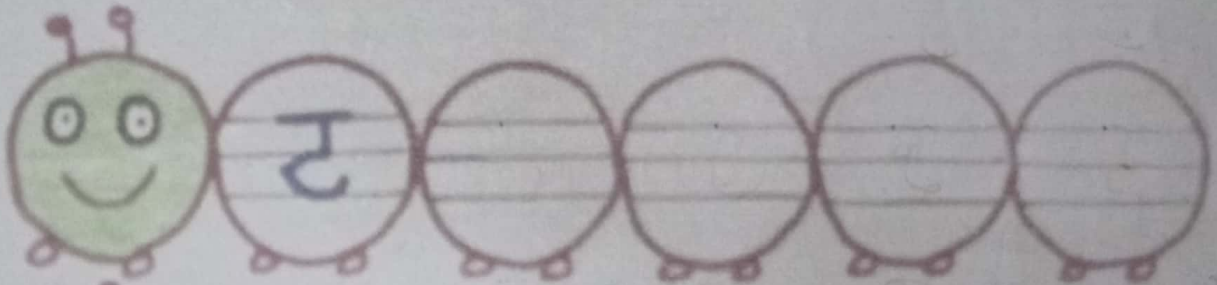

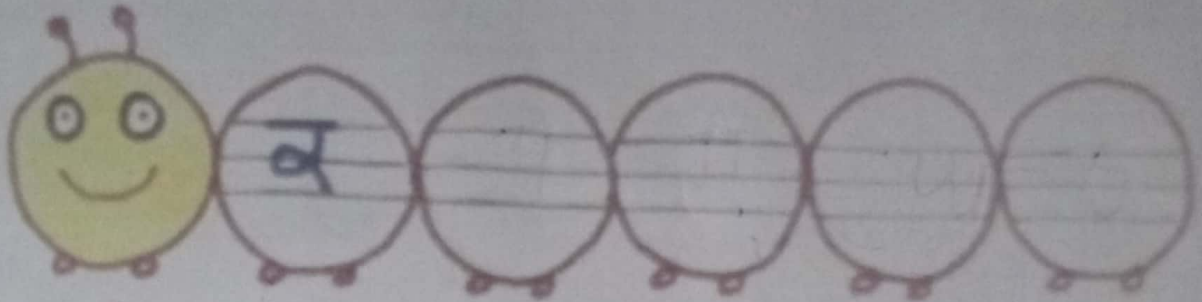

with pictures.



ੳ ਤੈਂ ਮ ਤੱਕ ਨਿਖੇ

13

7



ਚਿੱਤਰ ਦੇਖਕੇ ਅੱਖਰ ਲਿਖੋ।

14

8




Blank handwriting practice box with four horizontal lines.



Blank handwriting practice box with four horizontal lines.



Blank handwriting practice box with four horizontal lines.



Blank handwriting practice box with four horizontal lines.



Blank handwriting practice box with four horizontal lines.



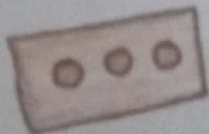
Blank handwriting practice box with four horizontal lines.



Blank handwriting practice box with four horizontal lines.



Blank handwriting practice box with four horizontal lines.



Blank handwriting practice box with four horizontal lines.



Blank handwriting practice box with four horizontal lines.




Blank handwriting practice box with four horizontal lines.



Blank handwriting practice box with four horizontal lines.

ਚਿੱਤਰ ਦੇਖਕੇ ਸਹੀ ਮਿਲਾਨ ਕਰੋ।



ਬ

ਦ

ਕ

ਹ

ੳ

ਖ

ਸਹੀ ਆਂਖਰ ਤੇ ਗੋਲਾ ਲਗਾਓ ¹⁶10



ਅ

ੲ

ਹ



ਘ

ਕ

ਗ



ਜ

ੜ

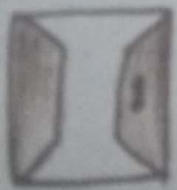
ਚ



ਟ

ਤ

ਢ



ਖ

ਦ

ਨ



ਪ

ਭ

ਵ