


Summer  
Holiday  
Homework



## English Holidays Homework

- ❖ Kindly give stress on reading as it is important for students to read lessons on their own.
- ❖ Read lesson- 1,3, 4 thoroughly as Open Book test and Reading tests will be conducted after vacations.

### Activities

- ❖ Read lesson- 1,3,4 and pick out 20 common nouns and 20 proper nouns and write on A3 size sheets with coloured pens.
- ❖ Make A3 size charts according to Roll numbers-
  - 1) **1 - 5** Draw homes of animals and birds
  - 2) **6 -10** Singular plural
  - 3) **11 -15** Make a poster on common and proper noun (paste pictures or draw)
  - 4) **16- 20** Articles
  - 5) **21-25** Genders
  - 6) **26 -30** Poem "Hush little baby"
  - 7) **31 onwards** - Poem "At the seaside"
- ❖ Complete the given worksheets.











Name: \_\_\_\_\_

Date: \_\_\_\_\_






# HOMES OF ANIMALS

# SOUNDS OF ANIMALS




A. Match the animals to their homes.

-  • •   
pond
-  • •   
stable
-  • •   
kennel
-  • •   
hive
-  • •   
burrow

B. Match the animals to the sounds they make.

-  • • meow
-  • • moo
-  • • woof
-  • • baa
-  • • tweet

C. Write the sound that these animals make.



# ENGLISH

## READING COMPREHENSION

Q. Read the story carefully and answer the questions given below:

It was Sunday yesterday. Salma helped her mother at home. First, they dusted the drawing room. Then they cleaned the cupboard in the kitchen. They did not watch television. They watered the plants in the lawn. Salma picked some flowers. She put the flowers in the flower vase. She put the flower vase on the dining table. It looked so beautiful there.

**Q.1 Fill in the blanks.**

- 1) \_\_\_\_\_ helped her mother at home.
- 2) They cleaned the \_\_\_\_\_ in the kitchen.
- 3) They watered the plants in the \_\_\_\_\_.


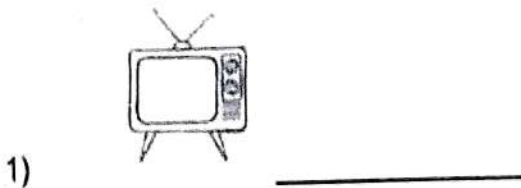
**Q.2 Write T for true and F for false sentences:**

- 1) Salma helped her mother on Wednesday. (    )
- 2) Salma and her mother watched television. (    )
- 3) Salma put the flower vase on the dining table. (    )

**Q.3 Find any two action words from the story:**

- 1) \_\_\_\_\_
- 2) \_\_\_\_\_

**Q.4 Name the pictures:**



\*\*\*\*\*

Name: \_\_\_\_\_



Date: \_\_\_\_\_

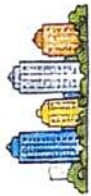


**A. Write C for Common Noun and P for Proper Noun.**

1. Ravi



2. city



3. Monday



4. teacher



5. India



6. river



**B. Underline the Proper Nouns.**

1. Aarav lives in Delhi.



2. We visited the Red Fort.



3. My school is Bright Future School.



4. Tina has a cat named Snowy.



5. My birthday is in January.



**C. Circle the Common Nouns.**

1. The dog is sleeping on the mat.



2. A girl is eating an apple.



3. The farmer works in the field.



4. My brother plays football.



5. The bus stopped near the market.



READING COMPREHENSION

Q. Read the story carefully and write answers of the questions given below:

Mani and Anand are friends. Last Sunday, they went to a park. There they flew their kites. Mani's kite looked like a butterfly. Anand 's kite looked like a star. The kites went high up in the sky. They looked so beautiful. All the children clapped to see the kites.

Q1 Tick the correct words:

1. Mani and Anand are

(a) brothers                      (b) friends                      (c) neighbours

2. They went to a

(a) park                      (b) garden                      (c) street

3. Mani's kite looked like a

(a) star                      (b) flag                      (c) butterfly

4. When the children saw the kites flying, they

(a) laughed                      (b)clapped                      (c) shouted

5. Mani and Anand flew their kites on

(a) Saturday                      (b) Monday                      (c) Sunday

Q2. Write the plurals of the given words.

1) kite - \_\_\_\_\_                      2) friend - \_\_\_\_\_

3) child - \_\_\_\_\_

## READING COMPREHENSION

Read the passage carefully and answer the following questions.

Today is my birthday. I am very happy. My mother will bake a cake for me. My classmates will come to my house. My mother will serve us brownies, sandwiches, cookies and fruit juice. My father will bring a story book for me. We will play games and have fun.

**Q1. Tick the correct answer.**

1)..... will bake a cake.

- (a) Classmates                      (b) Father                      (c) Mother

2) The classmates will come to the.....

- (a) park                      (b) zoo                      (c) house

3) Father will bring a.....


- (a) story book                      (b) bicycle                      (c) football

**Q2. Pick the rhyming words from the passage for the following:**

(a) mouse .....                      (b) cook .....

(c) run .....

**Q3. Name the pictures:**



**Q4. Write the names of your classmates. (any two)**

(a) .....                      (b).....

**Q5. Write the names of any two sweet food items.**

(a) .....                      (b).....

**Q6. My birthday falls on .....**

Activity 1

Look at the picture carefully. Fill in the blanks with the words given in the box.

Words Box: park ball dog children playing



1. The \_\_\_\_\_ are in the park.
2. The children are \_\_\_\_\_ with a ball.
3. A cute \_\_\_\_\_ is running near them.
4. The children are playing in the \_\_\_\_\_.
5. There is a \_\_\_\_\_ in the park.

Activity 2

Look at the picture carefully. Fill in the blanks with the words given in the box.

Words Box: girl book table reading window



1. The \_\_\_\_\_ is sitting at the chair.
2. She is \_\_\_\_\_ a book.
3. There is a \_\_\_\_\_ in front of her.
4. The girl is reading a \_\_\_\_\_.
5. The girl is sitting near a \_\_\_\_\_.

# The Day is Good!



 **Instruction:** Look at the picture above and answer the questions.

1. Where is the picture?

---

2. How many girls are there?

---

3. How many boys are there?

---

4. How's the weather in the picture?

---

5. Do you know how to swim?

---

## My New House

**Instruction:** Answer the questions.

- Which part of the house is shown in the picture?

---

- How many plants are there in the picture?

---

- Where is the lamp?


---

- How many cushions are there?

---

- What is in the picture frame?

---



# ਪੰਜਾਬੀ ਗਰਮੀ ਦੀਆਂ ਛੁੱਟੀਆਂ ਦਾ ਕੰਮ (Punjabi Holiday Homework)

## Revision Work

- Revise Chapter 2 and Chapter 3 from the Book and Notebook.

## Important Instructions

- ✓ All work must be done on A3 Size Sheets.
- ✓ Question No. 7 and 8 are compulsory for all students.
- ✓ Use colourful pictures and charts to make your work neat and attractive.

---

## Roll Number-wise Activities

### 1 Roll No. 1 to 9

ਕਿਰਤ ਕਰੋ, ਵੰਡ ਛਕੋ, ਨਾਮ ਜਪੋ ਦਾ ਸੁੰਦਰ ਅਤੇ ਰੰਗੀਨ ਪੋਸਟਰ ਬਣਾਓ।

### 2 Roll No. 10 to 14

ਆਪਣੀਆਂ ਪਸੰਦ ਦੀਆਂ ਪੰਜ ਖਾਣ ਦੀਆਂ ਵਸਤਾਂ ਬਾਰੇ ਤਸਵੀਰਾਂ ਸਮੇਤ ਲਿਖੋ।

### 3 Roll No. 15 to 19

ਧਰਤੀ ਤੇ ਰੀਂਗਣ ਵਾਲੇ ਪੰਜ ਜੀਵਾਂ ਦੇ ਨਾਮ ਲਿਖੋ ਅਤੇ ਤਸਵੀਰਾਂ ਚਿਪਕਾਓ।

### 4 Roll No. 20 to 25

ਹਫ਼ਤੇ ਦੇ ਦਿਨਾਂ ਦਾ ਰੰਗੀਨ ਚਾਰਟ ਬਣਾਓ।

### 5 Roll No. 26 to 29

ਸ਼ਰੀਰ ਦੇ ਅੰਗਾਂ ਦਾ ਚਾਰਟ ਬਣਾਓ।

### 6 Roll No. 30 Onwards

ਪੰਛੀਆਂ ਦੀਆਂ ਤਸਵੀਰਾਂ ਚਿਪਕਾਓ ਅਤੇ ਉਨ੍ਹਾਂ ਦੇ ਨਾਮ ਲਿਖੋ।


---

## Compulsory for All Students

### 7 ਗਰਮੀ ਦੀਆਂ ਛੁੱਟੀਆਂ

ਤੁਸੀਂ ਗਰਮੀ ਦੀਆਂ ਛੁੱਟੀਆਂ ਕਿਵੇਂ ਬਿਤਾਈਆਂ?




ਤਸਵੀਰਾਂ ਲਗਾ ਕੇ ਕੁਝ ਸਤਰਾਂ ਲਿਖੋ।

 (Scrap Book ਵਿੱਚ ਕਰੋ)

### 8 ਸੰਤੁਲਿਤ ਭੋਜਨ




ਸਿਹਤਮੰਦ ਰਹਿਣ ਲਈ ਤੁਸੀਂ ਕੀ ਖਾਂਦੇ ਹੋ?



ਹੇਠ ਲਿਖੇ ਸਮਿਆਂ ਅਨੁਸਾਰ ਲਿਖੋ:

-  ਸਵੇਰੇ
-  ਦੁਪਹਿਰ
-  ਰਾਤ

---

## Note

-  ਸਾਫ਼-ਸੁਥਰੇ ਅਤੇ ਸੁੰਦਰ ਲਿਖੋ।
-  ਰੰਗਾਂ ਅਤੇ ਤਸਵੀਰਾਂ ਦੀ ਵਰਤੋਂ ਕਰੋ।
-  ਆਪਣੀ ਲਿਖਾਈ ਵਿੱਚ ਕੰਮ ਕਰੋ।

 Happy Holidays and Happy Learning! 



Name : \_\_\_\_\_ Roll No. : \_\_\_\_\_

Class : \_\_\_\_\_ Section \_\_\_\_\_ Date : \_\_\_\_\_


# ਵਚਨ ਬਦਲੋ (ਮਿਲਾਨ ਕਰੋ)

## Change the Number

ਕੋਠੀ



ਜਲੇਬੀਆਂ



ਕੋਲੀ



ਦੋਲਕੀਆਂ



ਖੂਹ



ਜਮਾਤਾਂ



ਜਮਾਤ



ਕੋਠੀਆਂ




ਜਲੇਬੀ



ਕੋਲੀਆਂ



ਦੋਲਕੀ



ਖੂਹਾਂ





Name:- \_\_\_\_\_

Roll no.: \_\_\_\_\_

Class \_\_\_\_\_

Section \_\_\_\_\_

Date: \_\_\_\_\_


# ਵਚਨ ਬਦਲੇ (ਮਿਲਾਨ ਕਰੋ)

## Change the Number

ਜਾਲ




ਚਾਬੀਆਂ



ਪੈਸਾ




ਕੁਰਸੀਆਂ



ਪਜਾਮਾ



ਗੋਦਾਂ




ਕੁਰਸੀ



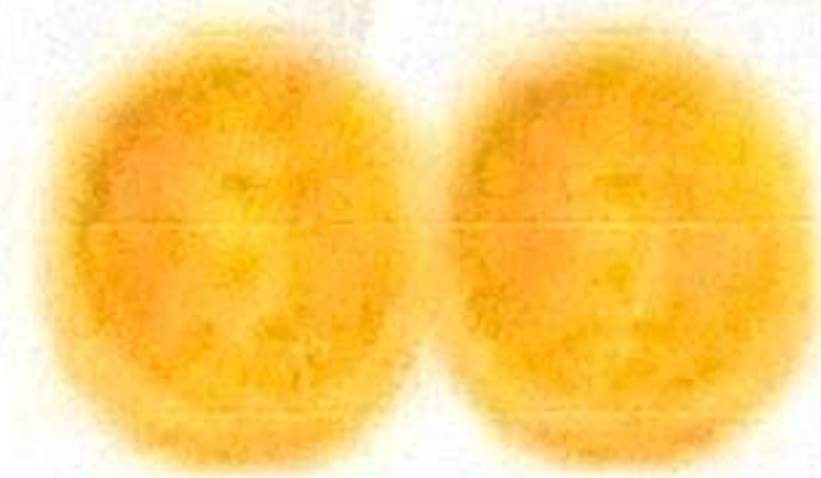
ਜਾਲੇ



ਚਾਬੀ




ਪੈਸੇ



ਗੋਦ



ਪਜਾਮੇ





Name : \_\_\_\_\_ Roll No. : \_\_\_\_\_

Class : \_\_\_\_\_ Section \_\_\_\_\_ Date : \_\_\_\_\_

# ਵਿਰੋਧੀ ਸ਼ਬਦ (ਮਿਲਾਨ ਕਰੋ)

## Opposite Words

ਗਰਮੀ



ਅਕਾਸ਼




ਦੂਰ



ਸਾਫ਼



ਧਰਤੀ



ਸਰਦੀ



ਗੀਦਾ



ਪੁਰਾਣਾ



ਛੋਟਾ



ਨੇੜੇ



ਨਵਾਂ



ਵੱਡਾ



Name: \_\_\_\_\_

Roll no.: \_\_\_\_\_

Class: \_\_\_\_\_ Section: \_\_\_\_\_

Date: \_\_\_\_\_

# ਲਿੰਗ ਬਦਲੇ (ਮਿਲਾਨ ਕਰੋ)

## Genders Name

ਭਰਾ



ਮਾਂ



ਖਿਡਾਰੀ



ਅਧਿਆਪਕਾ



ਸਹੁਰਾ



ਸ਼ੇਰੀ



ਅਧਿਆਪਕ



ਸ਼ੇਰੀ



ਸ਼ੇਰ



ਭੈਣ



ਸ਼ੇਰ



ਖਿਡਾਰਣ





Name : \_\_\_\_\_ Roll No. : \_\_\_\_\_

Class : \_\_\_\_\_ Section \_\_\_\_\_ Date : \_\_\_\_\_

## ਰੰਗਾਂ ਦੇ ਨਾਂ ਲਭੋ :-

ਕਾਲਾ



ਨੀਲਾ



ਸਫੇਦ




ਸੰਤਰੀ



ਪੀਲਾ



ਗੁਲਾਬੀ



ਹਰਾ



ਭੂਰਾ



ਜਾਮਨੀ



ਸਲੇਟੀ



ਆ	ਉ	ਸ	ਲੇ	ਟੀ	ਨੇ	ਹ	ਰਾ	ੲ
ਜਾ	ਚ	ਫੇ	ਵ	ਲਾ	ਗੇ	ਰਾ	ਥ	ਟ
ਨਿ	ਪੀ	ਦ	ਜਾ	ਮ	ਨੀ	ਮ	ਕਾ	ਸੰ
ਪੰ	ਲਾ	ਵ	ੲ	ਪੀ	ਲੁ	ਸ਼	ਲਾ	ਤ
ਫ	ਤੰ	ਭੂ	ਰਾ	ਜ	ਨੀ	ਲਾ	ਜੁ	ਰੀ
ਲ	ਗੁ	ਲਾ	ਬੀ	ਤਾ	ਚੀ	ਬੇ	ਪੂ	ਲੇ

**Absolutely! For Grade 2 Holiday Homework, the worksheet should be colorful, activity-based, and include a variety of skills (Addition, Subtraction, Mental Math, Number Names, Place Value, Ascending/Descending Order, and Fun Coloring Activities). Here's a complete, improved worksheet layout:**

### **HOLIDAY HOMEWORK MATHS :-**

- ❖ 1. Learn tables of 2 to 10.
- ❖ 2. Revise Chapters – 1, 2, 3 and 4 .

### **🧠🌟 ACTIVITY CORNER 🌟🧠**

🟢 ROLL NUMBERS 1 – 10

🔹 3D SHAPE WORLD + ADDITION & SUBTRACTION MODEL

✂️ Cut and paste different 3D Shapes on an A3 Size Sheet:

🟦 Cube

📦 Cuboid

⚽ Sphere

🥤 Cylinder

📐 Cone

⊕ ⊖ Make a Working Model of Addition and Subtraction

🟡 ROLL NUMBERS 11 – 20

📊 COLOURFUL ABACUS + MULTIPLICATION MODEL

🧠 Draw a large Abacus on an A3 Size Sheet and decorate it beautifully.

✂️ Make a Working Model of Multiplication (Any One Table)

🟡 ROLL NUMBERS 21 – 30

🕒 MY WORKING CLOCK

✂️ Make a colourful Working Clock Model using hardboard/cardboard.

🌟 Ensure that:

Hour hand moves


Minute hand moves

Numbers are clearly visible

 ROLL NUMBERS 31 ONWARDS

 TABLE CHART + NUMBER COMPARISON MODEL

 Prepare a colourful Tables Chart (2 to 10)

 Make a Working Model of Comparison of Numbers


Greater Than ( > )


Less Than ( < )



Equal To ( = )

★ IMPORTANT NOTE ★

 Complete all the given worksheets neatly.

 Use bright colours, pictures, stickers and attractive borders.

 Write your Name, Class and Roll Number on every activity.

 Be Creative • Be Neat • Have Fun Learning Maths! 

 **GRADE 2 MATHEMATICS WORKSHEET** 

 **Addition Practice**

Student's Name: \_\_\_\_\_

Class: \_\_\_\_\_ Roll no. \_\_\_\_\_

 **Part A: Arrange the Digits in Columns and Add**

A.  $23 + 14$

B.  $48 + 27$ .

C.  $60 + 45$

D.  $79 + 34$ .

E.  $33 + 45$ .

F.  $58 + 16$

 **Part B: Fill in the Missing Number**

A.  $12 + \underline{\quad} = 25$

B.  $\underline{\quad} + 14 = 30$

C.  $21 + \underline{\quad} = 40$

D.  $\underline{\quad} + 18 = 50$

E.  $33 + \underline{\quad} = 60$

F.  $45 + \underline{\quad} = 70$

 **Part C: Color the Correct Answer**

A.  $25 + 14 = ?$

38     39     40

B.  $31 + 27 = ?$

57     58     59

C.  $18 + 15 = ?$

33     32     34

D.  $42 + 16 = ?$

56     57     58

E.  $24 + 25 = ?$

48     49     50

 Part D: Word Problems

A.  Apple Story

Riya has 12 apples. Her mother gives her 15 more apples. How many apples does she have now?

Sol:-

B.  Pencil Story

Aman has 24 pencils. He buys 13 more pencils. How many pencils does he have now?

Sol:-

C.  Bird Story

There are 18 birds on a tree. 11 more birds come. How many birds are there altogether?

Sol:-

D.  Chocolate Story

A shop sells 32 chocolates in the morning and 21 chocolates in the evening. How many chocolates were sold altogether?

Sol:-

E.  Reading Story

Sara reads 14 pages on Monday and 16 pages on Tuesday. How many pages did she read in total?

Sol:-

 Part E: Blanks

A.  $10 + 0 = \underline{\quad}$

B.  $20 + 15 = \underline{\quad} + 20$

C.  $30 + \underline{\quad} = 30$

D.  $25 - 0 = \underline{\quad}$

E.  $40 - 40 = \underline{\quad}$

F.  $35+21=21+ \underline{\quad}$

 Part F: Fun Activity – Draw and Add

A.  +  = \_\_\_\_\_ apples

B.  +  = \_\_\_\_\_ stars

C.  +  = \_\_\_\_\_ flowers

 Part G- Write the Place Value and Face Value of the Underlined Digits.

452 = \_\_

734 = \_\_

621 = \_\_

908 = \_\_

365 = \_\_

 Part H. Fill in the Blanks

In 458, 4 is in the \_\_\_\_ place.

In 672, 2 is in the \_\_\_\_ place.

In 931, 3 is in the \_\_\_\_ place.

The expanded form of 825 is

The standard form of  $700 + 20 + 9$  is \_\_\_\_\_

 Part I-Read the story sums carefully and solve.

Riya had 18 balloons.

7 balloons flew away.

How many balloons are left?

Sol:-

Aman had 25 chocolates.

He gave 9 chocolates to his friend.

How many chocolates does Aman have now?

Sol:-

There were 33 birds on a tree.

12 birds flew away.

How many birds are still on the tree?

Sol:-

Sara had 41 stickers.

She used 15 stickers in her notebook.

How many stickers are left?

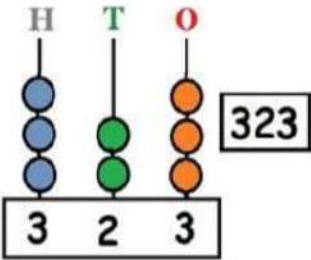
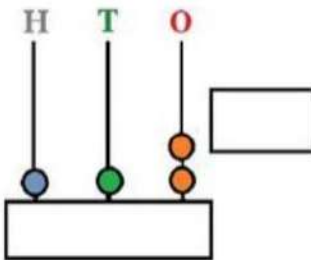
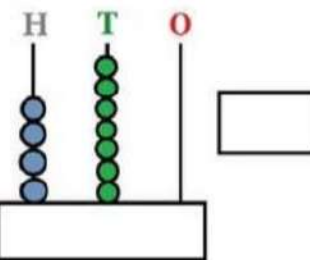
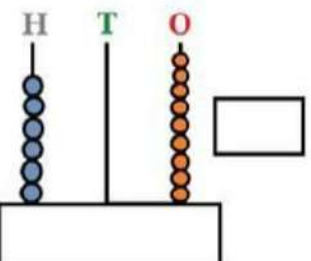
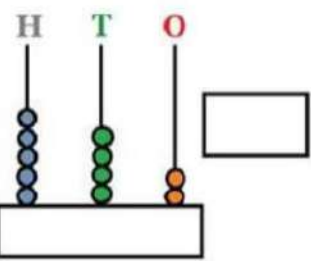
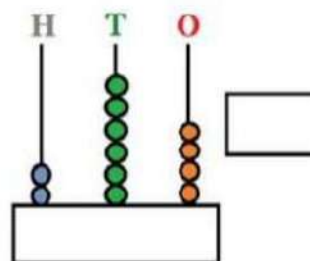
Sol:-

Name: \_\_\_\_\_

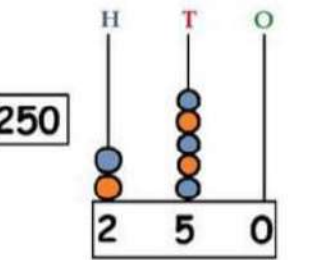
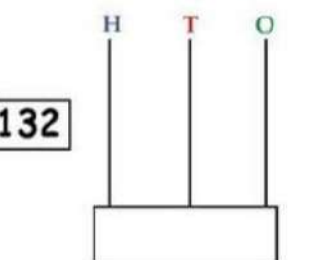
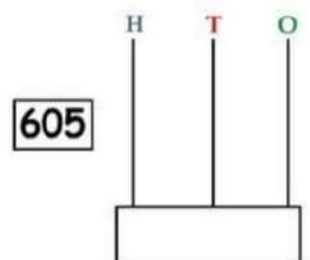
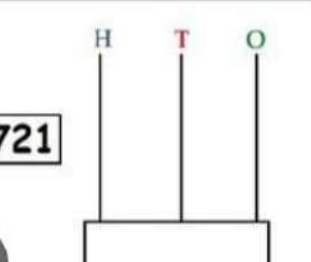
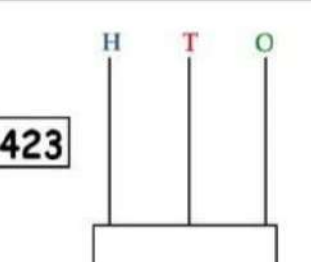
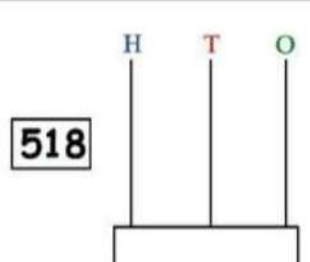
Date : \_\_\_\_\_

# 3-Digit numbers using Abacus

Count the beads and write down the answer in the given box.

 <p>H T O 3 2 3</p>	 <p>H T O [ ]</p>	 <p>H T O [ ]</p>
 <p>H T O [ ]</p>	 <p>H T O [ ]</p>	 <p>H T O [ ]</p>

Draw the beads for the given 3 digit numbers.

 <p>H T O 2 5 0</p>	 <p>H T O [ ]</p>	 <p>H T O [ ]</p>
 <p>H T O [ ]</p>	 <p>H T O [ ]</p>	 <p>H T O [ ]</p>

**Topic: 3-Digit Numbers**NAME: DATE: **Q 1. Use the symbols greater than ">" or less than "<" or equal to "=".**

480	<input type="text"/>	408	835	<input type="text"/>	740	521	<input type="text"/>	347
776	<input type="text"/>	767	603	<input type="text"/>	603	500	<input type="text"/>	700
812	<input type="text"/>	643	341	<input type="text"/>	314	852	<input type="text"/>	751
990	<input type="text"/>	917	561	<input type="text"/>	567	105	<input type="text"/>	105

**Q 2. Write in ascending order.**

231, 469, 860, 629 \_\_\_\_\_, \_\_\_\_\_, \_\_\_\_\_, \_\_\_\_\_

135, 318, 440, 587 \_\_\_\_\_, \_\_\_\_\_, \_\_\_\_\_, \_\_\_\_\_

412, 127, 421, 128 \_\_\_\_\_, \_\_\_\_\_, \_\_\_\_\_, \_\_\_\_\_

798, 666, 615, 738 \_\_\_\_\_, \_\_\_\_\_, \_\_\_\_\_, \_\_\_\_\_

396, 666, 951, 723 \_\_\_\_\_, \_\_\_\_\_, \_\_\_\_\_, \_\_\_\_\_

**Q 3. Write in descending order.**

231, 469, 860, 629 \_\_\_\_\_, \_\_\_\_\_, \_\_\_\_\_, \_\_\_\_\_

135, 318, 440, 587 \_\_\_\_\_, \_\_\_\_\_, \_\_\_\_\_, \_\_\_\_\_

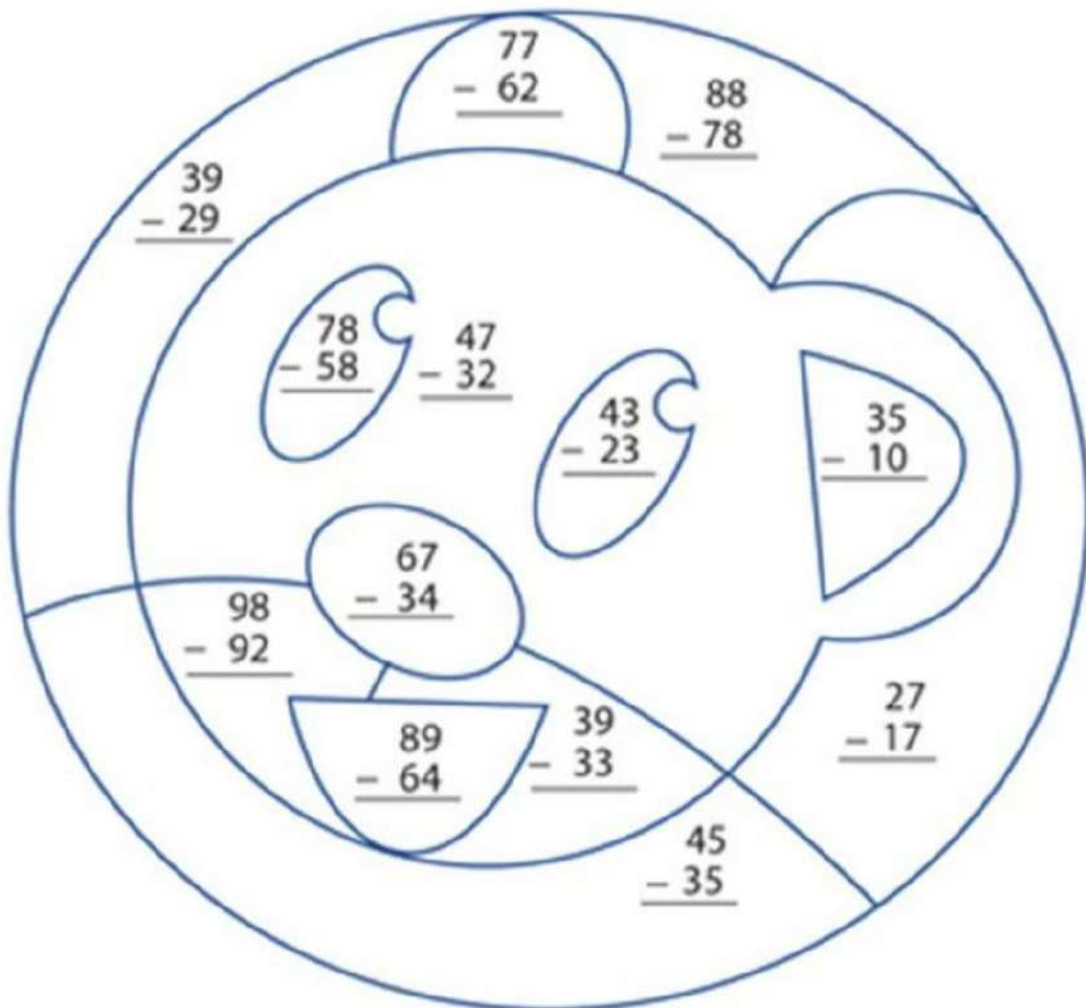
412, 127, 421, 128 \_\_\_\_\_, \_\_\_\_\_, \_\_\_\_\_, \_\_\_\_\_

798, 666, 615, 738 \_\_\_\_\_, \_\_\_\_\_, \_\_\_\_\_, \_\_\_\_\_

396, 666, 951, 723 \_\_\_\_\_, \_\_\_\_\_, \_\_\_\_\_, \_\_\_\_\_

## Practice Subtraction: Color in Mr. Bear

Find the difference. Use the key below and color in each space to complete Mr. Bear's portrait.



Answer = 15 20 33 6 25 10

Color = brown blue red yellow pink orange






## Spelling Numbers up to 1,000



Write the following numbers in words




\_\_\_\_\_



\_\_\_\_\_



\_\_\_\_\_




\_\_\_\_\_




\_\_\_\_\_



\_\_\_\_\_



\_\_\_\_\_



\_\_\_\_\_



# Expanding Numbers



Grade 2

Write the number in standard form:

$800 + 90 + 6 = \dots\dots\dots$

$600 + 20 + 3 = \dots\dots\dots$

$700 + 50 + 9 = \dots\dots\dots$

$900 + 80 + 5 = \dots\dots\dots$

$400 + 40 + 7 = \dots\dots\dots$

$100 + 10 + 2 = \dots\dots\dots$

$400 + 50 + 4 = \dots\dots\dots$

$900 + 60 + 7 = \dots\dots\dots$

$500 + 40 + 3 = \dots\dots\dots$

$300 + 10 + 1 = \dots\dots\dots$

$600 + 20 + 7 = \dots\dots\dots$

$300 + 90 + 6 = \dots\dots\dots$

Write the expanded form of each number:

$529 = \dots + \dots + \dots$

$864 = \dots + \dots + \dots$

$174 = \dots + \dots + \dots$

$375 = \dots + \dots + \dots$

$289 = \dots + \dots + \dots$

$856 = \dots + \dots + \dots$

$453 = \dots + \dots + \dots$

$368 = \dots + \dots + \dots$

$734 = \dots + \dots + \dots$

$932 = \dots + \dots + \dots$

अमात्रिक ,आ ,इ ,ई ,उ और ,ऊ की मात्रा के शब्दों को पढ़ना सीखिए और याद कीजिए।

अभ्यास पुस्तिका ( Notebook ) में किये गये सभी कार्यों की दोहराई करें ।

पठन अभ्यास :-पुस्तक पन्ना नंबर 15, 20, 25 और 31 को पढ़ने का अभ्यास कीजिए।

गतिविधियाँ ( Activities)– कक्षा 2

1.यातायात के साधन-

यातायात के साधनों के चित्र चिपकाकर या बना कर उनके नाम लिखिए। ( Roll no. 1 to 5)

2.तिरंगा बनाओ-

तिरंगा बनाकर उस पर एक सुंदर कविता लिखिए।

( पुस्तक पं नंबर 53) (Roll no.6 to 10 )

3.जानवरों के नाम-

जानवरों के चित्र चिपकाकर या बना कर उनके नाम लिखिए। ( Roll no.11 to 15 )

4.पक्षियों के नाम-

पक्षियों के चित्र चिपकाकर या बना कर उनके नाम लिखिए। (Roll no. 16 to 20 )

5.सब्जियों के नाम-

सब्जियों के चित्र चिपकाकर या बना कर उनके नाम लिखिए। ( Roll no.21 to 25)

6.फलों के नाम-

फलों के चित्र चिपकाकर या बनाकर उनके नाम लिखिए। ( Roll no.26 to 30)

7.स्वर-व्यंजन-

स्वर/ व्यंजन का चित्र चिपका कर या बनाकर लिखिए। (Roll no. 31 to 32)

8. आओ गिनती सीखें-

1 से 20 तक गिनती अंकों और शब्दों में लिखिए।( पुस्तक पं नं - 88 )

( Roll no.33 onwards)

**NOTE-Do all above mentioned Hindi activities on A3 size sheets.**

# “आ” की मात्रा वाले शब्द पहली

आ की मात्रा वाले शब्दों को टूट कर गोला लगाइए -

मामा काला तवा नीला राजा पाज ताला

का	ला	ह	रा	त	वा	का
मा	मा	ल	व	पा	पा	न
ला	दा	ता	न	ला	न	फा
ल	दा	रा	जा	पि	ला	श
छा	वा	ख	मा	ता	वा	ना
ता	पा	ता	च	ना	ना	व
ला	र	र	पा	नी	ला	भ

माता तार हरा दादा पाला नाना

छाता

पिला

पार


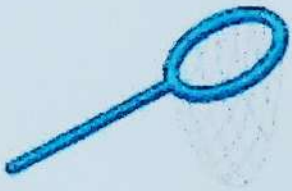
Name:

Class:

चित्र के नीचे दिए हुए शब्द में से सही शब्द लिखे।



आम



तालाब ताटा सात कान नाक दादा हाथ आम छाता चाय  
जाल

## इ (ी) की मात्रा - सही शब्द पर गोला लगाओ

	रखी	राखि	राखी
	हाथी	हाथि	हथी
	मालि	माली	मलि
	शिशा	सिहसा	शीशा
	बिणा	वीणा	विणा
	मछली	मछलि	मछाली

# ई मात्रा वर्कशीट

Grade-2

Subject - Hindi

चित्र देखकर सही अक्षर चुनकर शब्दों को पूरा कीजिए। (Look at the picture and complete the word).

ली



तित

टी



इड

ली



हा

दी



बाल

थी



पक

सही मिलान कीजिए। (Match the following).



बकरी



गरमी



कली



चाबी



मकड़ी

दिए गए चित्रों की सहायता से सही उत्तर चुन कर वाक्यों को पूरा करें।

1. बाग से \_\_\_\_\_ चुन कर ला ।



2. \_\_\_\_\_ नल पर भर कर ला ।



3. राम \_\_\_\_\_ मत बजा।



4. बालक \_\_\_\_\_ बजा रहा था।



5. रमन की दादी \_\_\_\_\_ बना कर लाई।



6. \_\_\_\_\_ इधर उधर भाग रही थी।



7. सुधीर \_\_\_\_\_ पहन कर बाहर आ।



8. \_\_\_\_\_ इधर उधर मत रख।



उ ( ु ) की मात्रा - सही शब्द पर गोला लगाओ



पूल

पुल

पाल



मुर्गा

मूर्गा

मूर्ग



बूलबूल

बुलबूल

बुलबुल



गुलाब

गूलाब

गलाब



जराब

जुराब

जूराब



फुहारा

फूहारा

फूहारा

नाम -

कक्षा-2

'धरती' का चित्र बनाए और रंग भरें -

→ दिए गए वाक्यों को पढ़कर सही (✓) या गलत (X)  
का निशान लगाएँ :-

1. हमें धरती पर कूड़ा-कचरा नहीं फेंकना चाहिए।

( )

2. हमें पानी की बचत करनी चाहिए। ( )

3. हमें पेड़ काटने चाहिए। ( )

4. धरती सब को जीवन देती है। ( )

5. धरती पर बहुत सारा पानी है। ( )

नाम -

कक्षा-2

खाली स्थान भरौ -

1. \_\_\_\_\_ तक चल । (शहद / महल)
2. \_\_\_\_\_ मत कर । (सड़क / बहस)
3. घर की \_\_\_\_\_ कर । (लड़ाई / सफाई)
4. चुहिया बड़ी \_\_\_\_\_ थी । (चतुर / मधुर)
5. \_\_\_\_\_ पड़ रही थी । (हवा / बारिश)
6. सब नै मिलकर \_\_\_\_\_ गाया । (बाजा / गाना)
7. जल \_\_\_\_\_ उधर रख । (पढ़कर / भरकर)
8. अमन \_\_\_\_\_ पी । (अदरक / शरबत)
9. बकरी \_\_\_\_\_ खा गई । (दूना / घास)
10. \_\_\_\_\_ उड़ गया । (कधुआ / कबूतर)
11. गीता \_\_\_\_\_ झूल । (झूला / फूल)
12. फल \_\_\_\_\_ रख । (काटकर / डाटकर)

## **EVS Holidays Homework**

**Make all these models According to your roll number**

1. Make a model on living and non living things (roll number 1 to 5)
2. Model on external and internal organs (roll number 6 to 10)
3. Model on types of houses using waste or craft material (roll number 11 to 15)
4. Make a water filter( roll number 16 to 20)
5. Create a brochure of landforms with examples (roll number 21 to 25)
6. Model on means of transport (roll number 26 to 30)
7. Model on balanced diet (roll number 31 onwards)

**All students have to prepare the given topics on A3 size sheets**

- \* Make your own picture book by using pictures of your family members, pets ,places you visited.
- \* Paste or draw Leaves of different trees, plants and name them
- \* Draw your neighbourhood map
- \* Make poster on clean air write slogans to keep air neat and clean
- \* Write small weather book with all seasons types pictures .
- \* Make a ragdoll (refer page- 227 of lesson 6 EVS).

**Learn Lesson -3,4,5 all the topics from book and notebook**

# Holidays' Home Work

**Class 2**

**Name:** \_\_\_\_\_

**Date:** \_\_\_\_\_

## Internal and external organs

### A. Tick (✓) the correct answer

1. Which organ helps us to think?  
 Heart  
 Brain  
 Lungs
2. Which organ helps us to breathe?  
 Stomach  
 Lungs  
 Eyes
3. Which of these is an external organ?  
 Heart  
 Ear  
 Kidney
4. Which organ pumps blood in our body?  
 Brain  
 Heart  
 Nose

### B. Fill in the blanks

1. We see with our \_\_\_\_\_.
2. The \_\_\_\_\_ helps us digest food.
3. Ears help us to \_\_\_\_\_.
4. The \_\_\_\_\_ is inside our chest.

Word Box: hear, stomach, eyes, heart

### C. Match the following

Column A	Column B
1. Eyes	a. Smell
2. Nose	b. Hear
3. Ears	c. See
4. Tongue	d. Taste

#### D. Write "Internal" or "External"

1. Skin – \_\_\_\_\_
2. Brain – \_\_\_\_\_
3. Hands – \_\_\_\_\_
4. Heart – \_\_\_\_\_

### Food we eat

#### A. Fill in the blanks

1. We eat food to get \_\_\_\_\_.
2. Milk helps us make our bones \_\_\_\_\_.
3. Fruits and vegetables keep us \_\_\_\_\_.
4. Rice and chapati give us \_\_\_\_\_.
5. We should drink clean \_\_\_\_\_ every day.

#### B. Tick (✓) the healthy food

1. 1.
  - Chips

- Apple
- Candy

2. 2.

- Burger
- Carrot
- Chocolate

3. 3.

- Milk
- Soft drink
- Lollipop

### C. Match the following

Column A	Column B
1. Milk	a. Energy
2. Rice	b. Healthy body
3. Fruits	c. Strong bones

### D. Write True or False

1. We should wash fruits before eating them. \_\_\_\_\_
2. Junk food is good for health. \_\_\_\_\_
3. Vegetables help us stay healthy. \_\_\_\_\_
4. We should skip breakfast every day. \_\_\_\_\_

### Wild and domestic animals

#### A. Fill in the blanks

1. A lion is a \_\_\_\_\_ animal.
2. A cow is a \_\_\_\_\_ animal.
3. Wild animals live in the \_\_\_\_\_.
4. Domestic animals live with \_\_\_\_\_.
5. A dog guards our \_\_\_\_\_.

## B. Tick (✓) the correct answer

1. Which one is a wild animal?

- Goat
- Tiger
- Cow

2. Which one is a domestic animal?

- Elephant
- Lion
- Horse

3. Which animal gives us milk?

- Cow
- Fox
- Bear

## C. Match the following

Column A	Column B
1. Cow	a. Forest
2. Lion	b. Gives wool
3. Sheep	c. Gives milk

## D. Write True or False

1. Tigers are domestic animals. \_\_\_\_\_
2. Dogs can live with humans. \_\_\_\_\_
3. Wild animals live in forests. \_\_\_\_\_
4. Cats are wild animals. \_\_\_\_\_

## Living and non living things

### A. Fill in the blanks

1. Humans, animals, and plants are \_\_\_\_\_ things.
2. A chair is a \_\_\_\_\_ living thing.
3. Living things can \_\_\_\_\_ and grow.
4. Non-living things cannot \_\_\_\_\_.
5. A tree needs air, water, and \_\_\_\_\_ to live.

## B. Tick (✓) the correct answer

### 1. Which one is a living thing?

- Table
- Dog
- Pencil

### 2. Which one is a non-living thing?

- Plant
- Bird
- Ball

### 3. Which one can grow?

- Stone
- Baby
- Book

## C. Match the following

Column A	Column B
1. Tree	a. Non-living thing
2. Car	b. Living thing
3. Cat	c. Gives shade

## D. Write True or False

1. Animals are living things. \_\_\_\_\_
2. A pencil can grow. \_\_\_\_\_
3. Plants need water to live. \_\_\_\_\_
4. A rock can breathe. \_\_\_\_\_

## More About Plants

## A. Fill in the blanks

1. Plants need water, air, and \_\_\_\_\_ to grow.
2. The green part of a plant is called a \_\_\_\_\_.
3. Roots fix the plant in the \_\_\_\_\_.
4. We get fruits and vegetables from \_\_\_\_\_.
5. Flowers grow into \_\_\_\_\_.

## B. Tick (✓) the correct answer

### 1. Which part of the plant absorbs water?

- Leaf
- Root
- Flower

### 2. Which part of the plant makes food?

- Stem
- Leaf
- Root

### 3. Which plant part is colourful and smells nice?

- Flower
- Root
- Seed

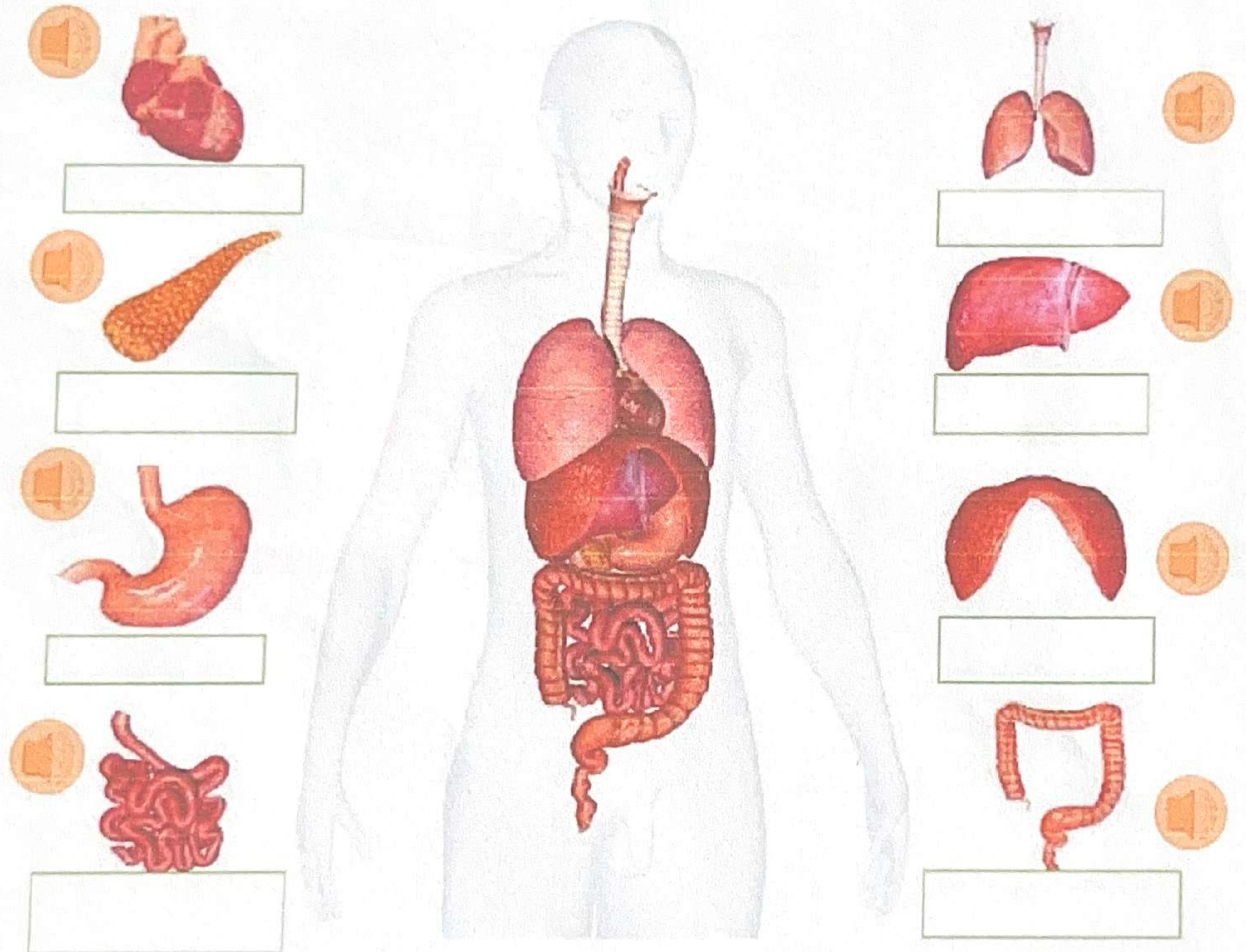
## C. Match the following

Column A	Column B
1. Root	a. Makes food
2. Leaf	b. Carries water
3. Stem	c. Holds the plant in soil

## D. Write True or False

1. Plants are living things. \_\_\_\_\_
2. Leaves make food for the plant. \_\_\_\_\_
3. Roots grow above the ground. \_\_\_\_\_
4. Flowers become fruits. \_\_\_\_\_

# Internal Organs



PANCREAS SMALL INTESTINE LUNGS LIVER LARGE INTESTINE DIAPHRAGM STOMACH HEART




Drag and drop the pictures to classify living and non-living things

Living Things

Non-Living Things



tree



fish



pie



book



snowman



backpack



frog



kid



ball



plant

# NATURAL SCIENCE

2<sup>TH</sup> OF PRIMARY

UNIT 1. PLANTS

Name \_\_\_\_\_


### 1. Complete the text.

Plants are \_\_\_\_\_.

They are \_\_\_\_\_, they grow, they \_\_\_\_\_ and die.

### 2. Plants need 4 things to live. Write.

water - air - sunlight - soil



### 3. Put the parts in the correct place.

roots

stem

leaves


branches

seeds

flower

trunk


fruit




# Animal Homes

Q: Fill in the blanks by using the given words below:


ant hill , den , kennel , web , hive , burrow

1.  A \_\_\_\_\_ is a house for a rabbit.



2.  A \_\_\_\_\_ is a house for a spider.




3.  A \_\_\_\_\_ is a house for an ant.




4.  A \_\_\_\_\_ is a house for a bee.



5.  A \_\_\_\_\_ is a house for a fox.



6.  A \_\_\_\_\_ is a house for a dog.





## PLANT FRIENDS

1. We call plants our friends because they give us

2. Select the plants that we get **food** from.



3. Select the plants that we can use for **medicine**.



4. Select whether the sentences below are true or false.

a. Plants give us wood to build homes and furniture. True False

b. Plants are not our friends so we can harm them. True False

c. We can get fibers to make clothing from plants. True False

d. Plants gives us oxygen that we breathe in. True False

e. Some plants are used by farmers to keep away harmful insects True False

Select the pictures that show how we can **care** for plants.



## Reinforcement

### HEALTHY FOODS v/s UNHEALTHY FOODS

Direction : Put the words in the correct column.

egg

burger

rice

fish

cake

fruit

milk

candies

juice


chicken

pizza

soft drink

### Healthy

### Unhealthy




# FOOD Pyramid

Name the food groups below!

Name \_\_\_\_\_

Date \_\_\_\_\_



1 \_\_\_\_\_

2 \_\_\_\_\_

3 \_\_\_\_\_

4 \_\_\_\_\_

5 \_\_\_\_\_

# Plant parts we eat

Grade 2 Science Worksheet

Match the food with the part of the plant it comes from.

Stems


Flowers

Root

Seeds

Leaves

Fruit



Peas



Cabbage



Asparagus



Tomato



Carrot



Broccoli

ART HOLIDAYS HOMEWORK GRADE 2





8. Input devices are used to enter instructions. \_\_\_\_\_

9. We can use computer to do many things. \_\_\_\_\_

**C. Fill in the Boxes:**

**Hints (Pen Drive, computer, output, Mouse)**

1. .... is known as pointing device.

2.The result that comes after processing is called .....

3 ..... is also known as flash drive.

**D. Answer the following questions:**

Q1. Name any two types of computers?

Ans: \_\_\_\_\_

\_\_\_\_\_

Q2. Name any two places where computers are used?

Ans: \_\_\_\_\_

\_\_\_\_\_

Q3.What is the use of storage devices?

Ans: \_\_\_\_\_

\_\_\_\_\_

Q4. Name any one input and one output device?

Ans: \_\_\_\_\_

\_\_\_\_\_

Q5.Name the device used to scan the images and send them to a computer?

Ans: \_\_\_\_\_

\_\_\_\_\_

**E. Identify the pictures:**

Hints- Microphone, Speakers, Mouse, Printer, Monitor



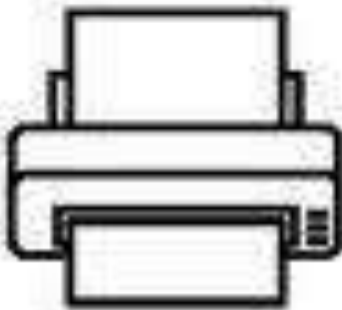
\_\_\_\_\_



\_\_\_\_\_



\_\_\_\_\_



\_\_\_\_\_



\_\_\_\_\_



\_\_\_\_\_

\*\*\*\*\*



